



TYRE DATA BOOKLET 2019 - BLANCPAIN GT WORLD CHALLENGE ASIA GT3

CONTENTS

1) GENERAL INFORMATION

2) TECHNICAL LIMITATIONS

3) FITMENT LIST

4) STATIC MEASUREMENTS

5) MEASUREMENT DATA (each size & fitment)

- LOADED RADIUS SLICK

- ROLLING RADIUS SLICK

- RADIAL DEFLECTION DATA

- LOADED RADIUS WET

- ROLLING RADIUS WET

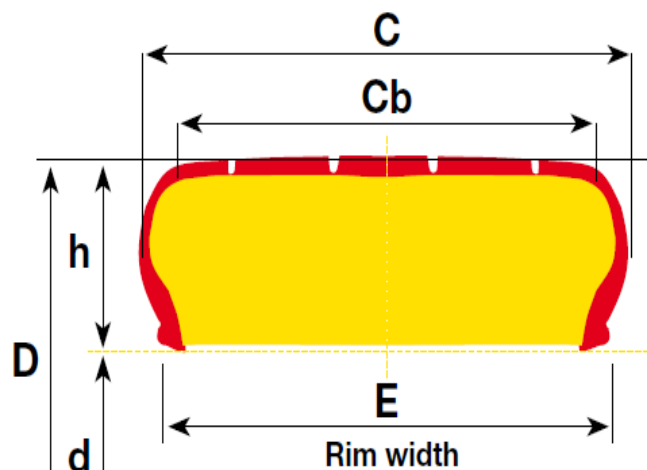


GENERAL INFORMATION

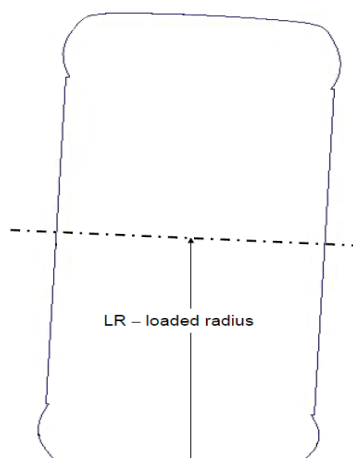
Static measurements

The static measurements within this book are provided for each combination of tyre-rim size. Geometric measurements are taken with the tyre fitted on a rim, inflated to 2.0bar/29.0 Psi

Circumference πD [mm]	<i>length along the middle tread line of the tyre;</i>
Max width C [mm]	<i>maximum width of the tyre;</i>
Tread width C_b [mm]	<i>width of the tread.</i>



A full characterisation of deflection vs. vertical load at different pressures is given; measurements are taken at two different camber levels (0° and -3.0°) for slick tyres.





GENERAL INFORMATION

Dynamic measurements

Tyre dynamic characterisation describes changes in dimensions due to speed and vertical load. All measurements are made without any applied camber (0°) with the tyre inflated to 2.0bar/ 29.0 Psi

Loaded radius L.R. [mm]	<i>distance between the wheel center and the ground;</i>
Rolling radius R.R. [mm]	<i>the length travelled by the tyre for each wheel's revolution divided by 2π.</i>

Operating instructions

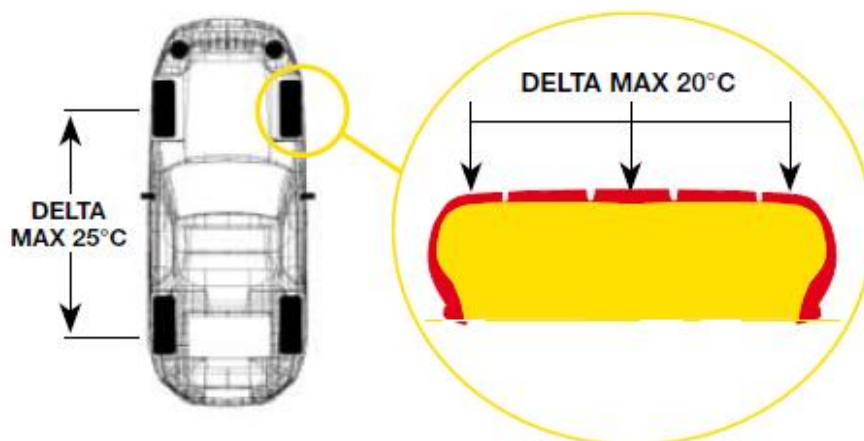
Before each run

Pressures The tyre pressure must always be over the declared MINIMUM INFLATION PRESSURE defined within this book. Cold tyre pressures should always be set in order that the hot target pressure stated within this book is reached.

After each run

Temperatures

- the offset in measured garage bulk temperature between the inside and outside of the tyre should not exceed 20°C for optimum tyre performance
- the offset in measured garage bulk temperatures between front and rear axle should not exceed 25°C for optimum tyre performance



Pressures

- the measured garage pressure should be as close as possible to the hot target value stated within this book
- Dry air is recommended to inflate tyres to avoid sudden changes in pressure due to humidity.
- all pressure limitations (minimum and hot) stated in this book will be monitored during each event, and modified if deemed necessary.



TECHNICAL LIMITATIONS - BLANCPAIN GT WORLD CHALLENGE ASIA GT3

TYRE INFLATION PRESSURE	
<u>MINIMUM INFLATION PRESSURE</u>	<i>1.4 bar</i> <i>20.3 Psi</i>
HOT PRESSURE TARGET	<i>2.0 bar</i> <i>29 Psi</i>
CAR SETUP PARAMETERS	
Maximum Static Camber -Front Axle	-3.5 deg
Maximum Static Camber -Rear Axle	-3.0 deg
<p>NOTE</p> <p>Please remember that not complying with the technical prescriptions will expose the product to excessive levels of mechanical stress, which could affect the integrity of the product.</p> <p>To avoid any damage to the tyres caused by air leaks, we recommend the following:</p> <ul style="list-style-type: none">- use metal valves bodies instead of rubber ones;- check the fixing of the valves and their seal frequently;- check the valve core;- use metal valve caps with integral rubber o-ring seal.	



TECHNICAL LIMITATIONS - BLANCPAIN GT WORLD CHALLENGE ASIA GT3

FITTING INSTRUCTIONS SPECIFIC FOR **DHD2** SPECIFICATIONS

For **DHD2** specification products, tyres must be fitted in accordance with the sidewall markings on each tyre. Pirelli personnel will only fit tyres in this prescribed way. Any failure to adhere to this will result in product integrity issues, and will change the handling characteristics of your vehicle. Please note that the red dot on the sidewall should be positioned next to the valve when fitting, for balance reasons.

Inside (camber side) with red FIA barcode:



Outside with yellow FIA barcode:



FITTING INSTRUCTIONS FOR **DH** SPECIFICATIONS

Tyres do not have a specific rotation of direction, so do not have inside/outside markings on the sidewalls. These tyres retain the same barcode colouring system, as per the **DHD2** specification tyres.



CHAMPIONSHIP FITMENT LIST

Car	Front Fitment	Front tyre Size		Rear Fitment	Rear tyre Size
Acura/Honda NSX GT3-047	18" x 12J	325/680-18 DHD2		18" x 13J	325/705-18 DHD2
Aston Martin Vantage GT3-032	18" x 12.5J	325/680-18 DHD2		18" x 13J	325/705-18 DHD2
Aston Martin Vantage GT3 (2019)	18" x 12.5J	325/680-18 DHD2		18" x 13J	325/705-18 DHD2
Audi R8 LMS GT3-038	18" x 12.5J	325/680-18 DHD2		18" x 13J	325/705-18 DHD2
Audi R8 LMS Ultra GT3-017*	18" x 12J	325/660-18 DHD2		18" x 13J	325/705-18 DHD2
Bentley Continental GT3-035	18" x 13J	325/705-18 DHD2		18" x 13J	325/705-18 DHD2
Bentley Continental GT3-049 (2018)	18" x 13J	325/705-18 DHD2		18" x 13J	325/705-18 DHD2
BMW Z4 GT3-023	18" x 12J	325/680-18 DHD2		18" x 13J	325/705-18 DHD2
BMW M6 GT3-043	18" x 13J	325/705-18 DHD2		18" x 13J	325/705-18 DHD2
Chevrolet Camaro GT3-033	19" x 12.5J	325/705-19 DHD2		19" x 12.5J	325/705-19 DHD2
Corvette Z06 GT3-026	18" x 12J	325/680-18 DHD2		18" x 13J	325/705-18 DHD2
Corvette Z07 GT3-045	18" x 12J	325/680-18 DHD2		18" x 13J	325/705-18 DHD2
Ferrari 458 Italia GT3-029	18" x 12.5J	325/680-18 DHD2		19" x 13J	325/705-19 DHD2
Ferrari 488 GT3-044	18" x 12.5J	325/680-18 DHD2		18" x 13J	325/705-18 DHD2
Ford GT3-016*	18" x 12J	325/660-18 DHD2		18" x 13J	325/705-18 DHD2

Wet Tyres

Please note: All cars use **WH** specification Wet tyres unless specified.

*= This vehicle uses the 325/660-18 **WHA** specification Wet tyre on the front axle.



CHAMPIONSHIP FITMENT LIST

Car	Front Fitment	Front tyre Size		Rear Fitment	Rear tyre Size
Lamborghini Gallardo GT3-024	18" x 11J	285/645-18 DH		18" x 12.5J	325/705-18 DHD2
Lamborghini Huracan GT3-040	18" x 12J	325/680-18 DHD2		18" x 13J	325/705-18 DHD2
Lexus RC-F GT3 046	18" x 13J	325/705-18 DHD2		18" x 13J	325/705-18 DHD2
McLaren MP4-12C GT3-031*	18" x 12J	325/660-18 DHD2		18" x 13J	325/705-18 DHD2
McLaren 650S GT3-037	18" x 12.5J	325/680-18 DHD2		18" x 13J	325/705-18 DHD2
McLaren 720S GT3	18" x 12.5J	325/680-18 DHD2		18" x 13J	325/705-18 DHD2
Mercedes SLS AMG GT3-028	18" x 12J	325/680-18 DHD2		18" x 13J	325/705-18 DHD2
Mercedes AMG GT3-042	18" x 12J	325/680-18 DHD2		18" x 13J	325/705-18 DHD2
Nissan GT-R NISMO GT3-030	18" x 13J	325/705-18 DHD2		18" x 13J	325/705-18 DHD2
Nissan GT-R NISMO GT3-048 (2018)	18" x 13J	325/705-18 DHD2		18" x 13J	325/705-18 DHD2
Porsche GT3-R GT3-025*	18" x 12J	325/660-18 DHD2		18" x 13J	325/705-18 DHD2
Porsche GT3-R GT3-041*	18" x 12J	325/660-18 DHD2		18" x 13J	325/705-18 DHD2
Porsche GT3-R GT3 (2019)	18" x 12.5J	325/680-18 DHD2		18" x 13J	325/705-18 DHD2

Wet Tyres

Please note: All cars use **WH** specification Wet tyres unless specified.

*= This vehicle uses the 325/660-18 **WHA** specification Wet tyre on the front axle.



STATIC MEASUREMENTS

Slick Tyres				
Size & Fitment	Nominal Weight	Max Width (C)	Circumference (πD)	Tread Width (Cb)
	(kilograms)	(mm)	(mm)	(mm)
285/645-18 18"x11J	10.7	300	2037	280
325/680-18 18"x12J	10.8	334	2158	300
325/680-18 18"x12.5J	10.8	340	2155	300
325/660-18 18"x12J	10	331	2077	295
325/705-18 18"x13J	11.6	354	2218	310
325/705-19 19"x13J	TBA	TBA	TBA	TBA



DYNAMIC MEASUREMENTS @ 2.0bar (29psi), CA 0.0°

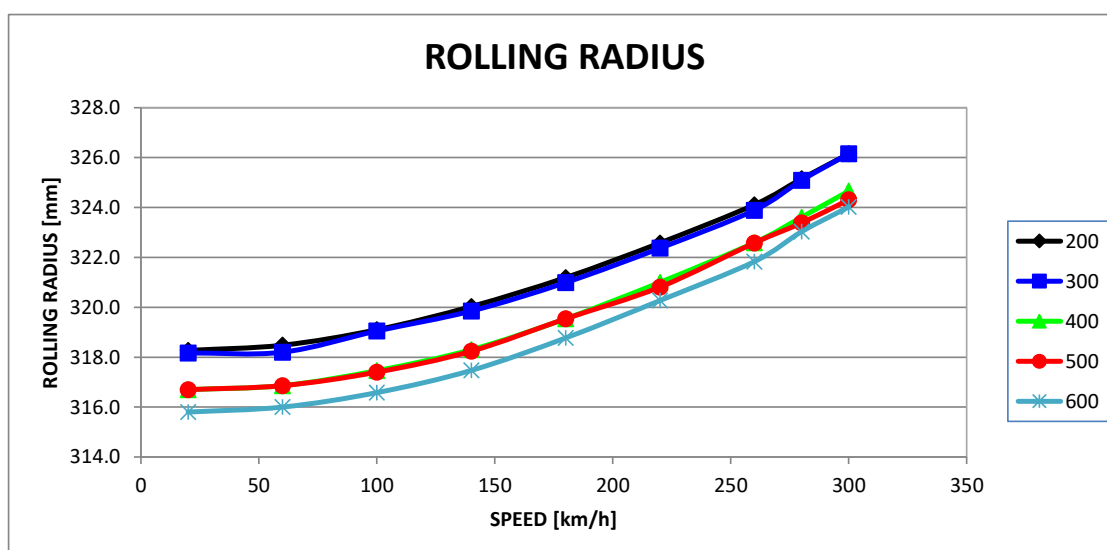
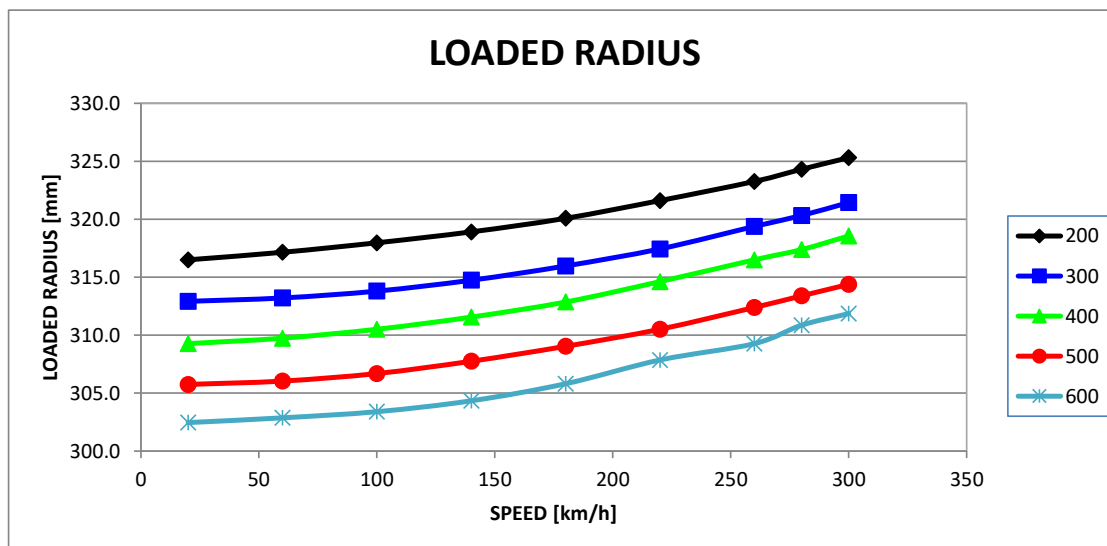
285/645-18x11.0J DH

LOADED RADIUS

SPEED [km/h]	LOAD [kg]				
	200	300	400	500	600
20	316.5	312.9	309.3	305.7	302.5
60	317.1	313.2	309.7	306.0	302.9
100	318.0	313.8	310.5	306.7	303.4
140	318.9	314.7	311.6	307.7	304.3
180	320.1	316.0	312.9	309.0	305.8
220	321.6	317.4	314.6	310.5	307.9
260	323.3	319.4	316.5	312.4	309.3
280	324.3	320.3	317.4	313.4	310.9
300	325.3	321.4	318.6	314.4	311.9

ROLLING RADIUS

SPEED [km/h]	LOAD [kg]				
	200	300	400	500	600
20	318.3	318.2	316.7	316.7	315.8
60	318.5	318.2	316.9	316.9	316.0
100	319.1	319.0	317.5	317.4	316.6
140	320.0	319.9	318.3	318.2	317.5
180	321.2	321.0	319.5	319.5	318.8
220	322.6	322.4	321.0	320.8	320.3
260	324.1	323.9	322.6	322.6	321.8
280	325.1	325.1	323.6	323.4	323.0
300	326.1	326.1	324.7	324.3	324.0



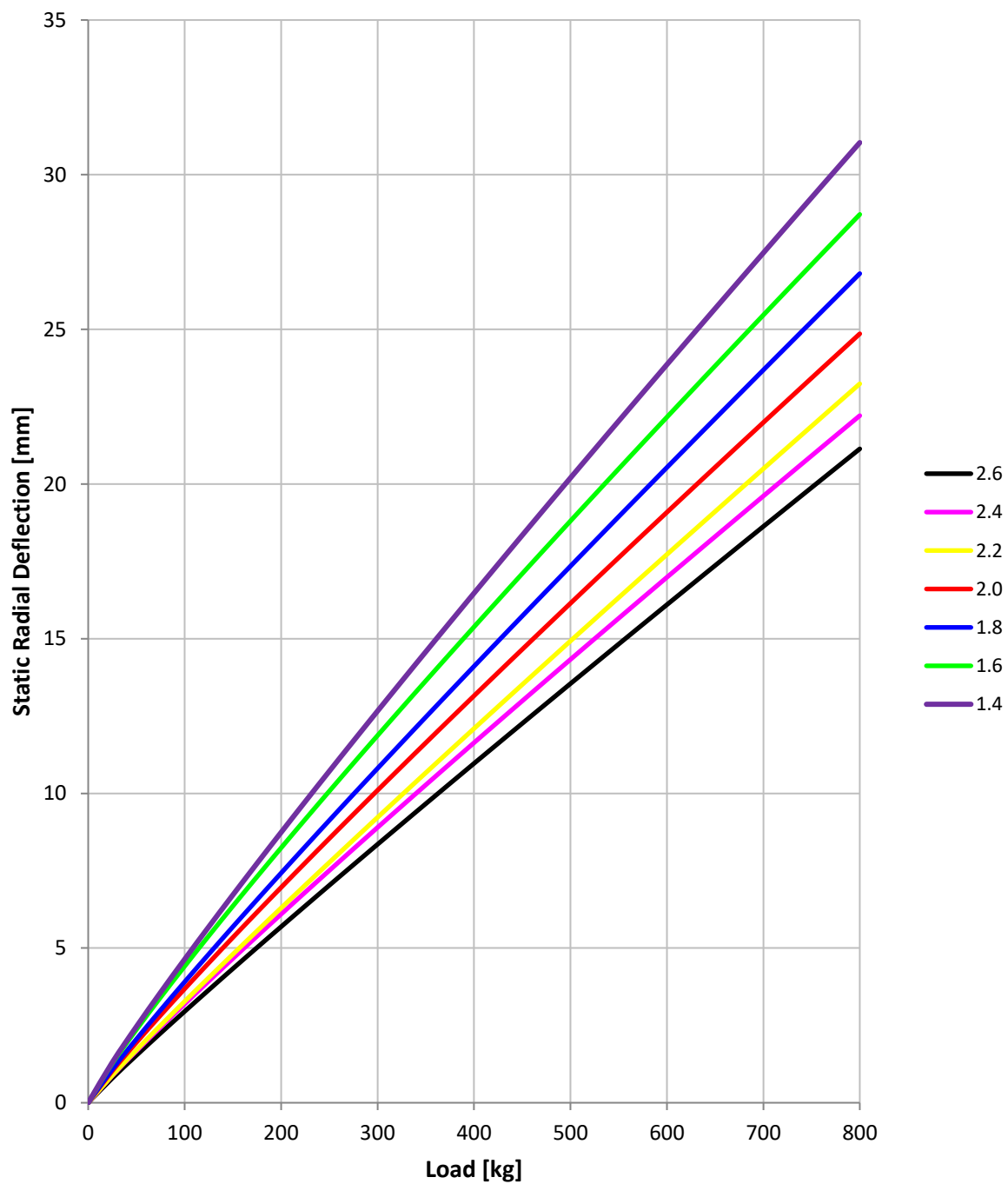


STATIC RADIAL DEFLECTION – 285/645-18x11.0J @ CA 0.0 ° DH

Load [kg]	Inflation Pressure [bar]						
	2.6	2.4	2.2	2.0	1.8	1.6	1.4
0	0.0	0.0	0.0	0.0	0.0	0.0	0.0
25	0.8	0.9	0.9	1.0	1.1	1.3	1.3
50	1.5	1.7	1.7	1.9	2.1	2.4	2.5
75	2.2	2.4	2.5	2.8	3.0	3.4	3.6
100	3.0	3.2	3.3	3.7	3.9	4.4	4.6
125	3.6	3.9	4.0	4.5	4.8	5.4	5.7
150	4.3	4.7	4.8	5.3	5.7	6.4	6.7
175	5.0	5.4	5.6	6.2	6.6	7.3	7.7
200	5.7	6.1	6.3	7.0	7.4	8.2	8.7
225	6.4	6.8	7.0	7.8	8.3	9.2	9.7
250	7.0	7.5	7.8	8.5	9.1	10.1	10.7
275	7.7	8.2	8.5	9.3	10.0	11.0	11.7
300	8.4	8.9	9.2	10.1	10.8	11.9	12.7
325	9.0	9.6	9.9	10.9	11.6	12.8	13.6
350	9.7	10.3	10.7	11.6	12.5	13.6	14.6
375	10.3	11.0	11.4	12.4	13.3	14.5	15.5
400	11.0	11.6	12.1	13.2	14.1	15.4	16.5
425	11.6	12.3	12.8	13.9	14.9	16.2	17.4
450	12.3	13.0	13.5	14.7	15.7	17.1	18.3
475	12.9	13.7	14.2	15.4	16.5	18.0	19.3
500	13.5	14.3	14.9	16.1	17.3	18.8	20.2
525	14.2	15.0	15.6	16.9	18.1	19.7	21.1
550	14.8	15.7	16.3	17.6	18.9	20.5	22.0
575	15.5	16.3	17.0	18.4	19.7	21.3	23.0
600	16.1	17.0	17.7	19.1	20.5	22.2	23.9
625	16.7	17.6	18.4	19.8	21.3	23.0	24.8
650	17.4	18.3	19.1	20.5	22.1	23.8	25.7
675	18.0	19.0	19.8	21.3	22.9	24.6	26.6
700	18.6	19.6	20.5	22.0	23.7	25.5	27.5
725	19.3	20.3	21.2	22.7	24.5	26.3	28.4
750	19.9	20.9	21.9	23.4	25.2	27.1	29.3
775	20.5	21.6	22.6	24.1	26.0	27.9	30.1
800	21.1	22.2	23.2	24.9	26.8	28.7	31.0



STATIC RADIAL DEFLECTION – 285/645-18x11.0J @ CA 0.0° DH



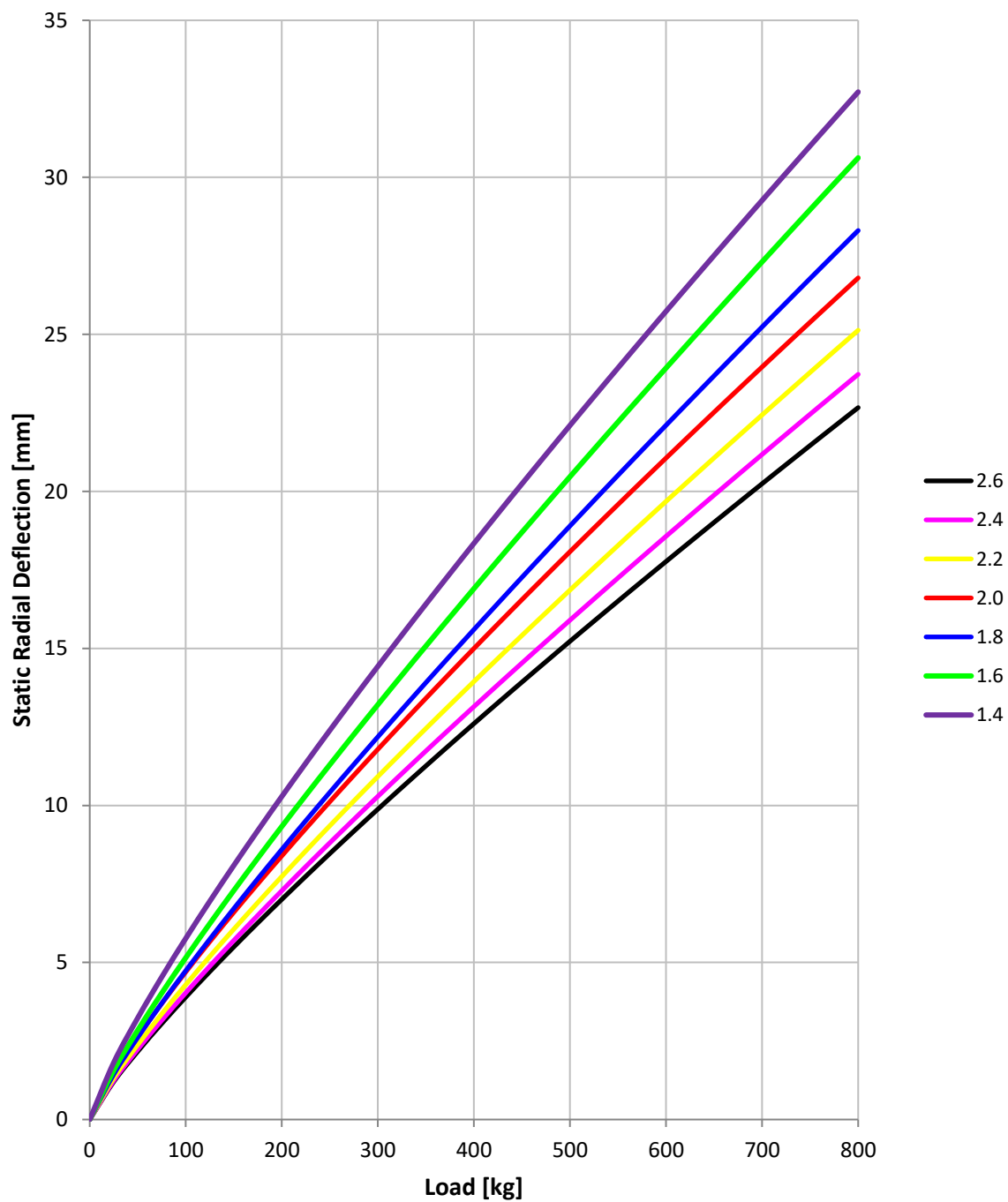


STATIC RADIAL DEFLECTION – 285/645-18x11.0J @ CA -3.0 ° DH

Load [kg]	Inflation Pressure [bar]						
	2.6	2.4	2.2	2.0	1.8	1.6	1.4
0	0.0	0.0	0.0	0.0	0.0	0.0	0.0
25	1.2	1.2	1.3	1.5	1.4	1.6	1.8
50	2.2	2.2	2.4	2.6	2.6	2.8	3.2
75	3.1	3.2	3.4	3.7	3.7	4.0	4.5
100	3.9	4.0	4.3	4.7	4.7	5.2	5.8
125	4.7	4.9	5.2	5.7	5.7	6.2	7.0
150	5.5	5.7	6.1	6.6	6.7	7.3	8.1
175	6.3	6.5	6.9	7.5	7.7	8.3	9.2
200	7.0	7.3	7.7	8.4	8.6	9.3	10.3
225	7.7	8.1	8.6	9.3	9.5	10.3	11.4
250	8.5	8.8	9.4	10.1	10.4	11.3	12.4
275	9.2	9.6	10.1	11.0	11.3	12.3	13.4
300	9.9	10.3	10.9	11.8	12.2	13.2	14.4
325	10.6	11.0	11.7	12.6	13.1	14.2	15.4
350	11.3	11.7	12.5	13.4	13.9	15.1	16.4
375	11.9	12.4	13.2	14.2	14.8	16.0	17.4
400	12.6	13.1	13.9	15.0	15.6	16.9	18.3
425	13.3	13.8	14.7	15.8	16.4	17.8	19.3
450	13.9	14.5	15.4	16.6	17.3	18.7	20.2
475	14.6	15.2	16.1	17.3	18.1	19.6	21.2
500	15.2	15.9	16.9	18.1	18.9	20.5	22.1
525	15.9	16.6	17.6	18.8	19.7	21.3	23.0
550	16.5	17.2	18.3	19.6	20.5	22.2	23.9
575	17.1	17.9	19.0	20.3	21.3	23.1	24.8
600	17.8	18.6	19.7	21.1	22.1	23.9	25.7
625	18.4	19.2	20.4	21.8	22.9	24.8	26.6
650	19.0	19.9	21.1	22.5	23.7	25.6	27.5
675	19.6	20.5	21.8	23.2	24.5	26.5	28.4
700	20.2	21.2	22.4	24.0	25.2	27.3	29.3
725	20.9	21.8	23.1	24.7	26.0	28.1	30.1
750	21.5	22.5	23.8	25.4	26.8	29.0	31.0
775	22.1	23.1	24.5	26.1	27.5	29.8	31.9
800	22.7	23.7	25.1	26.8	28.3	30.6	32.7



STATIC RADIAL DEFLECTION – 285/645-18x11.0J @ CA -3.0° DH





DYNAMIC MEASUREMENTS @ 2.0bar (29psi), CA 0.0°

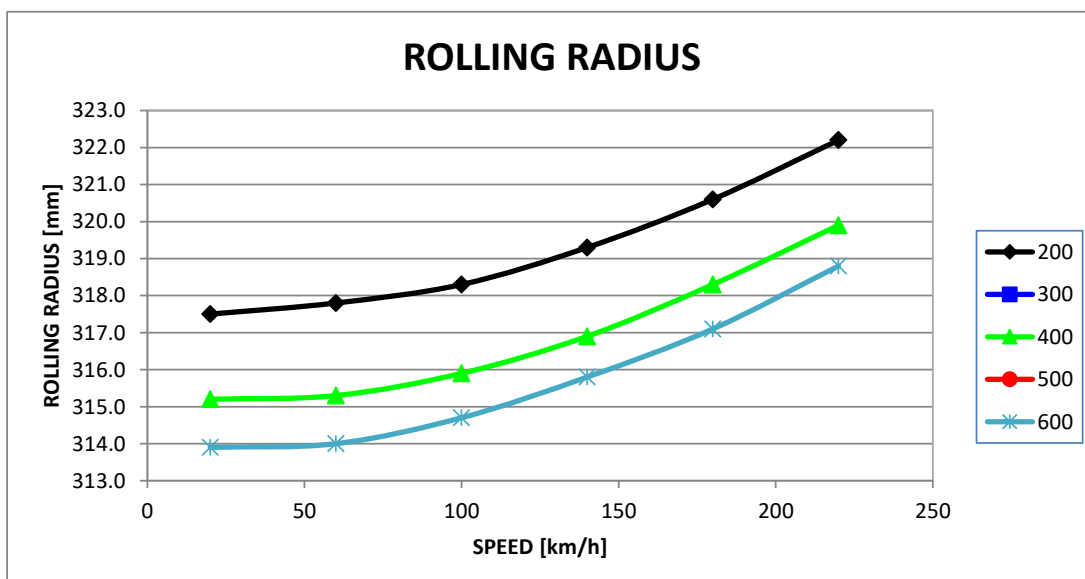
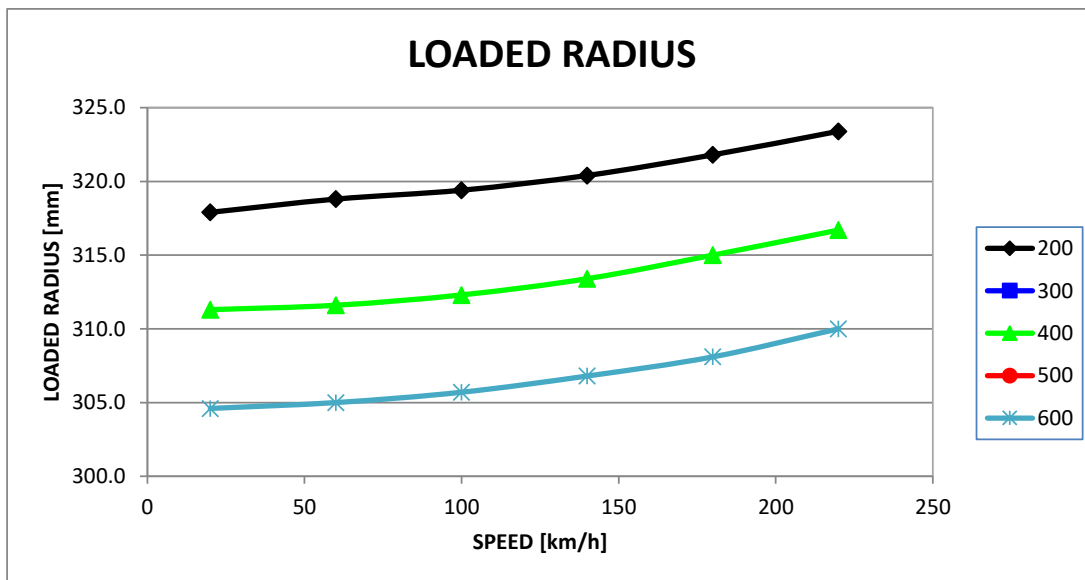
285/645-18x11.0J WH

LOADED RADIUS

SPEED [km/h]	LOAD [kg]				
	200	300	400	500	600
20	317.9		311.3		304.6
60	318.8		311.6		305.0
100	319.4		312.3		305.7
140	320.4		313.4		306.8
180	321.8		315.0		308.1
220	323.4		316.7		310.0

ROLLING RADIUS

SPEED [km/h]	LOAD [kg]				
	200	300	400	500	600
20	317.5		315.2		313.9
60	317.8		315.3		314.0
100	318.3		315.9		314.7
140	319.3		316.9		315.8
180	320.6		318.3		317.1
220	322.2		319.9		318.8





DYNAMIC MEASUREMENTS @ 2.0bar (29psi), CA 0.0°

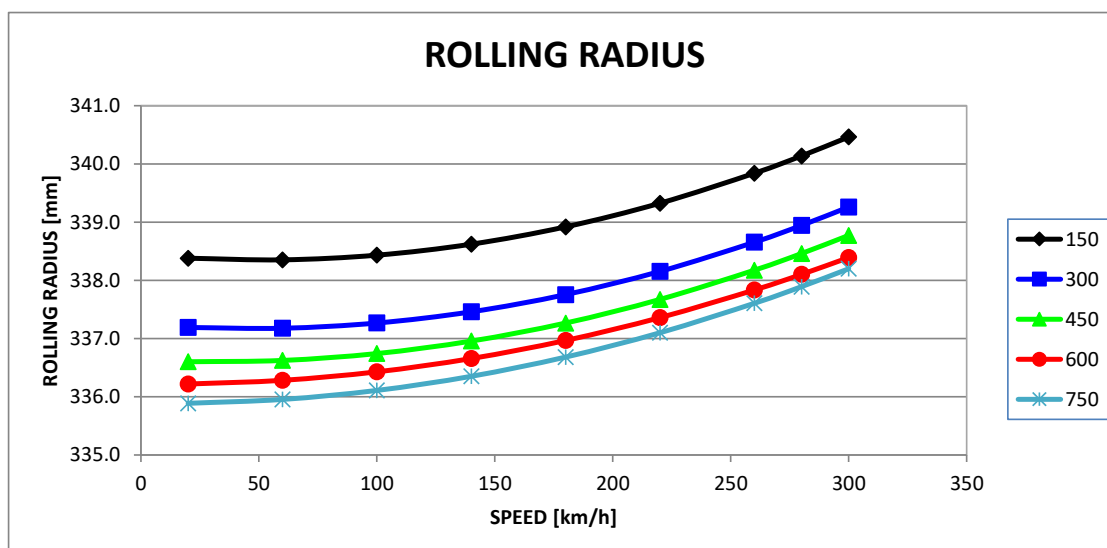
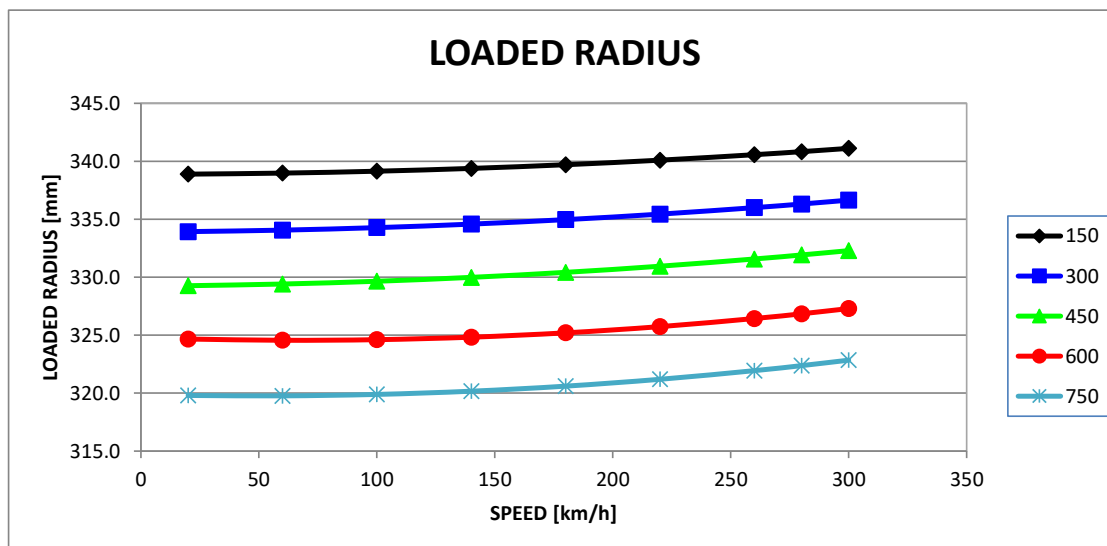
325/680-18x12.0J DH-D2

LOADED RADIUS

SPEED [km/h]	LOAD [kg]				
	150	300	450	600	750
20	338.9	333.9	329.3	324.7	319.8
60	339.0	334.1	329.4	324.6	319.8
100	339.1	334.3	329.7	324.6	319.9
140	339.4	334.6	330.0	324.8	320.2
180	339.7	335.0	330.4	325.2	320.6
220	340.1	335.4	330.9	325.7	321.2
260	340.6	336.0	331.6	326.4	321.9
280	340.8	336.3	331.9	326.8	322.4
300	341.1	336.6	332.3	327.3	322.8

ROLLING RADIUS

SPEED [km/h]	LOAD [kg]				
	150	300	450	600	750
20	338.4	337.2	336.6	336.2	335.9
60	338.4	337.2	336.6	336.3	336.0
100	338.4	337.3	336.7	336.4	336.1
140	338.6	337.5	337.0	336.7	336.4
180	338.9	337.8	337.3	337.0	336.7
220	339.3	338.2	337.7	337.4	337.1
260	339.8	338.7	338.2	337.8	337.6
280	340.1	338.9	338.5	338.1	337.9
300	340.5	339.3	338.8	338.4	338.2



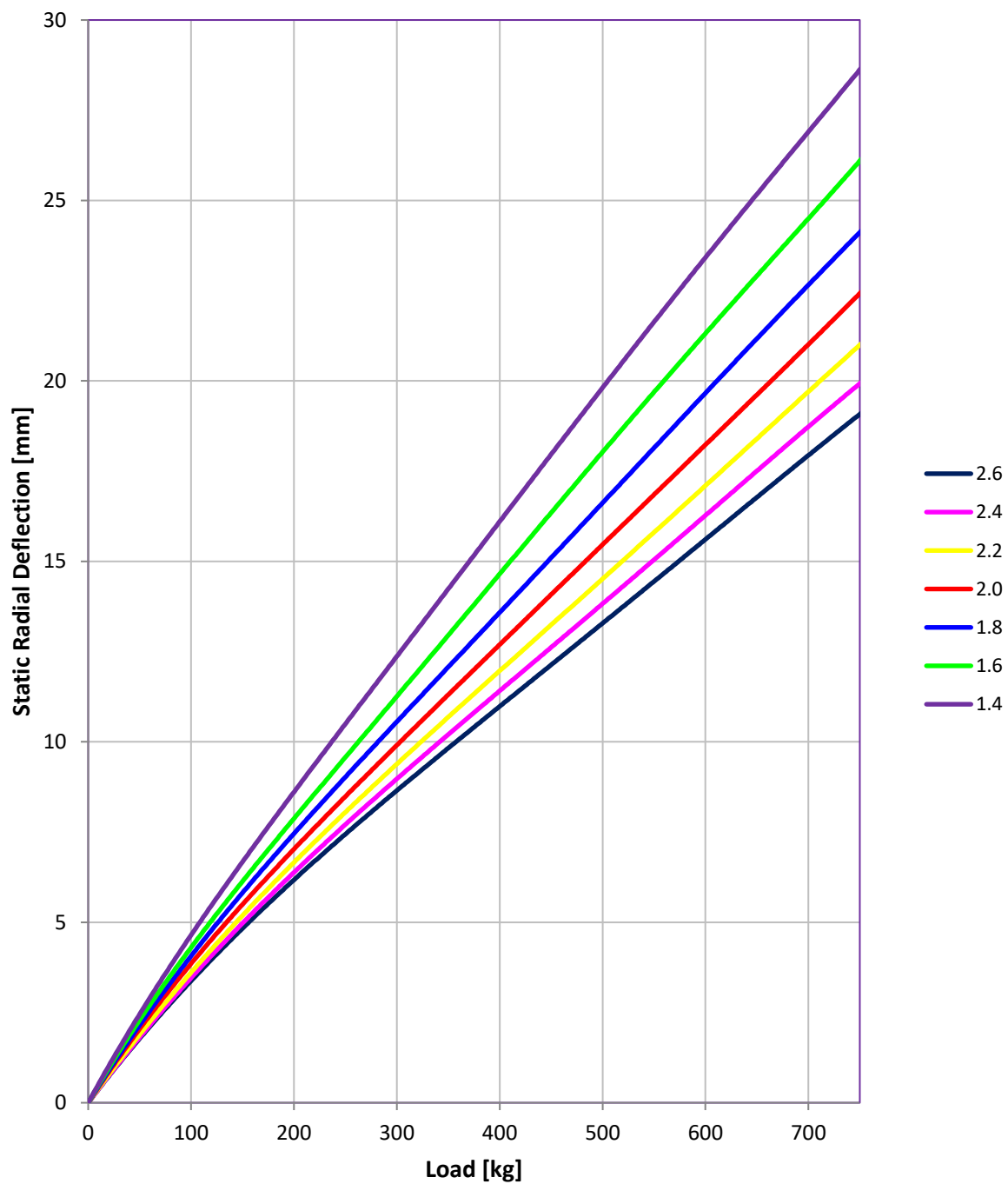


STATIC RADIAL DEFLECTION – 325/680-18x12.0J @ CA 0.0 ° DH-D2

Load [kg]	Inflation Pressure [bar]						
	2.6	2.4	2.2	2.0	1.8	1.6	1.4
0	0.0	0.0	0.0	0.0	0.0	0.0	0.0
25	1.0	0.9	0.9	1.1	1.1	1.1	1.1
50	1.8	1.8	1.9	2.0	2.0	2.2	2.4
75	2.6	2.6	2.8	3.0	3.1	3.2	3.5
100	3.3	3.4	3.6	3.8	4.1	4.4	4.7
125	4.2	4.3	4.5	4.8	5.0	5.3	5.7
150	4.9	5.1	5.3	5.6	6.0	6.2	6.8
175	5.5	5.7	6.0	6.2	6.7	7.0	7.7
200	6.2	6.4	6.6	7.0	7.4	8.0	8.7
225	6.8	7.0	7.3	7.7	8.2	8.7	9.5
250	7.4	7.7	8.0	8.4	8.9	9.5	10.4
275	8.0	8.3	8.7	9.2	9.8	10.4	11.4
300	8.6	8.9	9.3	9.9	10.5	11.2	12.3
325	9.2	9.6	10.0	10.6	11.3	12.1	13.3
350	9.8	10.2	10.6	11.3	12.1	12.9	14.2
375	10.4	10.8	11.4	12.1	12.9	13.8	15.2
400	11.0	11.5	12.0	12.8	13.6	14.6	16.1
425	11.6	12.1	12.7	13.4	14.4	15.6	17.1
450	12.2	12.6	13.3	14.1	15.1	16.4	18.0
475	12.7	13.2	13.9	14.8	15.9	17.2	18.9
500	13.3	13.8	14.5	15.4	16.6	18.0	19.8
525	13.9	14.4	15.2	16.1	17.3	18.9	20.8
550	14.5	15.0	15.8	16.8	18.1	19.7	21.6
575	15.1	15.7	16.4	17.5	18.9	20.5	22.5
600	15.6	16.3	17.1	18.2	19.7	21.3	23.4
625	16.1	16.9	17.7	18.9	20.5	22.1	24.3
650	16.7	17.5	18.4	19.7	21.1	22.9	25.1
675	17.3	18.1	19.0	20.4	21.9	23.7	26.1
700	17.9	18.7	19.7	21.0	22.7	24.5	26.9
725	18.6	19.4	20.4	21.7	23.4	25.3	27.8
750	19.1	19.9	21.0	22.4	24.1	26.1	28.6
775							
800							



STATIC RADIAL DEFLECTION – 325/680-18x12.0J @ CA 0.0° DH-D2



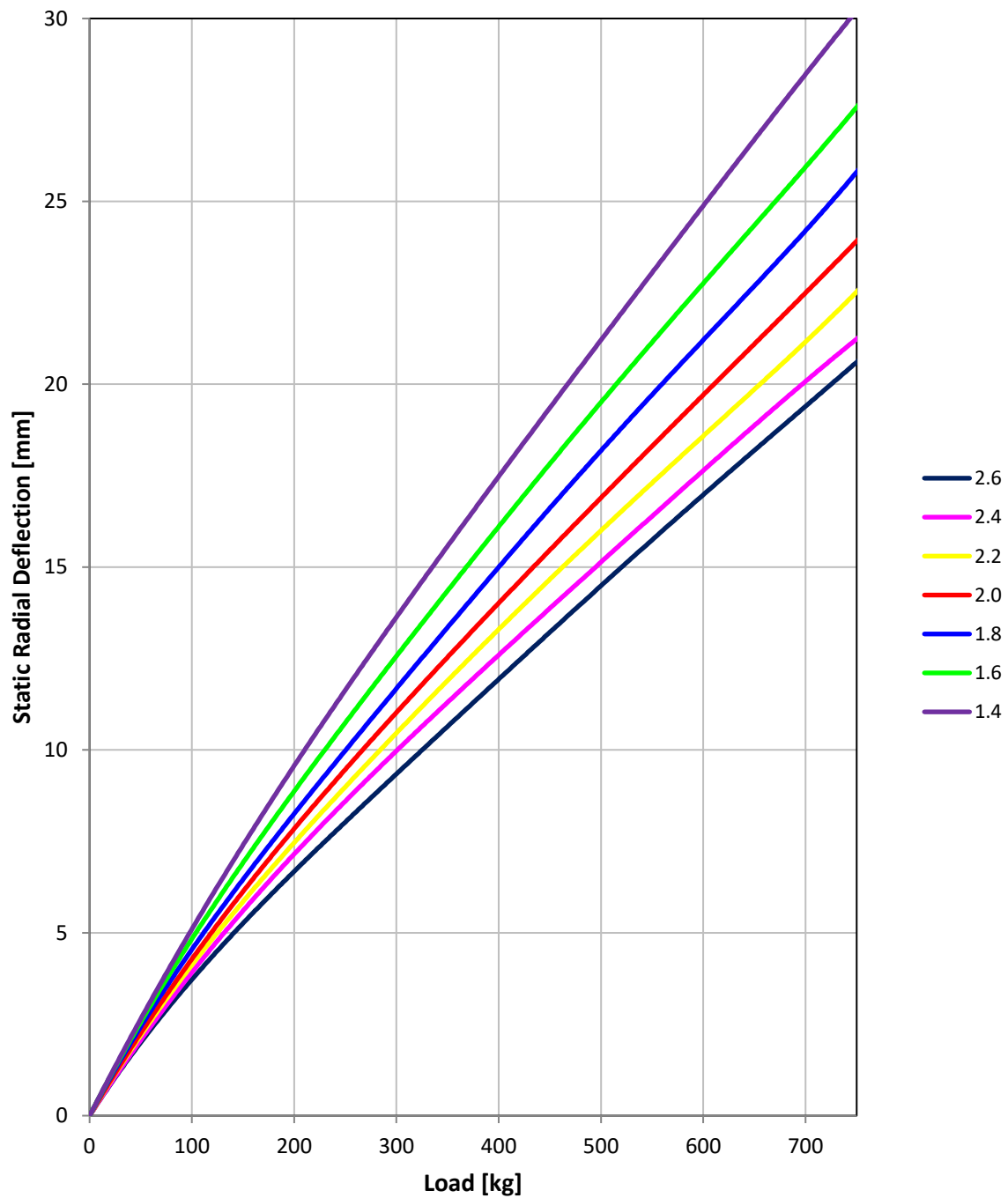


STATIC RADIAL DEFLECTION – 325/680-18x12.0J @ CA -3.0 ° DH-D2

Load [kg]	Inflation Pressure [bar]						
	2.6	2.4	2.2	2.0	1.8	1.6	1.4
0	0.0	0.0	0.0	0.0	0.0	0.0	0.0
25	1.1	1.2	1.2	1.2	1.2	1.3	1.3
50	2.0	2.1	2.3	2.3	2.4	2.5	2.7
75	2.8	3.1	3.1	3.2	3.5	3.6	3.9
100	3.7	3.9	4.2	4.3	4.5	4.9	5.1
125	4.6	4.9	5.0	5.3	5.6	6.0	6.5
150	5.2	5.7	5.8	6.2	6.6	7.0	7.4
175	6.0	6.3	6.6	7.0	7.4	7.9	8.5
200	6.7	7.1	7.5	7.8	8.2	8.8	9.5
225	7.4	7.8	8.3	8.6	9.0	9.8	10.5
250	8.0	8.5	8.9	9.4	10.0	10.7	11.6
275	8.7	9.2	9.7	10.2	10.8	11.7	12.6
300	9.3	9.9	10.4	11.0	11.7	12.5	13.6
325	10.0	10.6	11.2	11.8	12.5	13.5	14.6
350	10.6	11.4	12.0	12.6	13.4	14.4	15.5
375	11.3	12.0	12.6	13.4	14.2	15.2	16.5
400	12.0	12.7	13.4	14.1	15.0	16.1	17.6
425	12.5	13.3	14.0	14.8	15.8	17.0	18.4
450	13.3	13.9	14.7	15.4	16.6	17.8	19.4
475	13.9	14.6	15.3	16.1	17.4	18.7	20.3
500	14.4	15.2	16.0	16.9	18.2	19.5	21.3
525	15.2	15.7	16.6	17.5	19.0	20.3	22.2
550	15.7	16.3	17.2	18.3	19.7	21.2	23.1
575	16.3	17.0	17.9	19.0	20.4	21.9	24.0
600	17.0	17.6	18.6	19.7	21.2	22.8	24.8
625	17.6	18.2	19.3	20.5	22.0	23.6	25.7
650	18.2	18.9	19.8	21.1	22.7	24.3	26.7
675	18.8	19.5	20.6	21.8	23.4	25.1	27.5
700	19.4	20.1	21.2	22.5	24.2	26.0	28.4
725	20.0	20.6	21.8	23.2	25.0	26.7	29.4
750	20.6	21.3	22.5	23.9	25.8	27.6	30.3
775							
800							



STATIC RADIAL DEFLECTION – 325/680-18x12.0J @ CA -3.0° DH-D2





DYNAMIC MEASUREMENTS @ 2.0bar (29psi), CA 0.0°

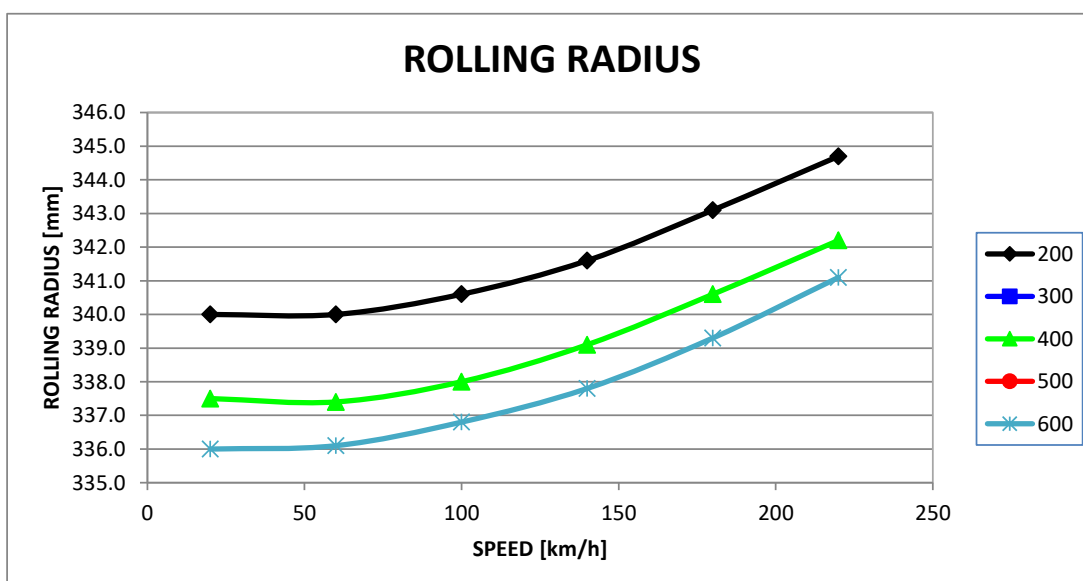
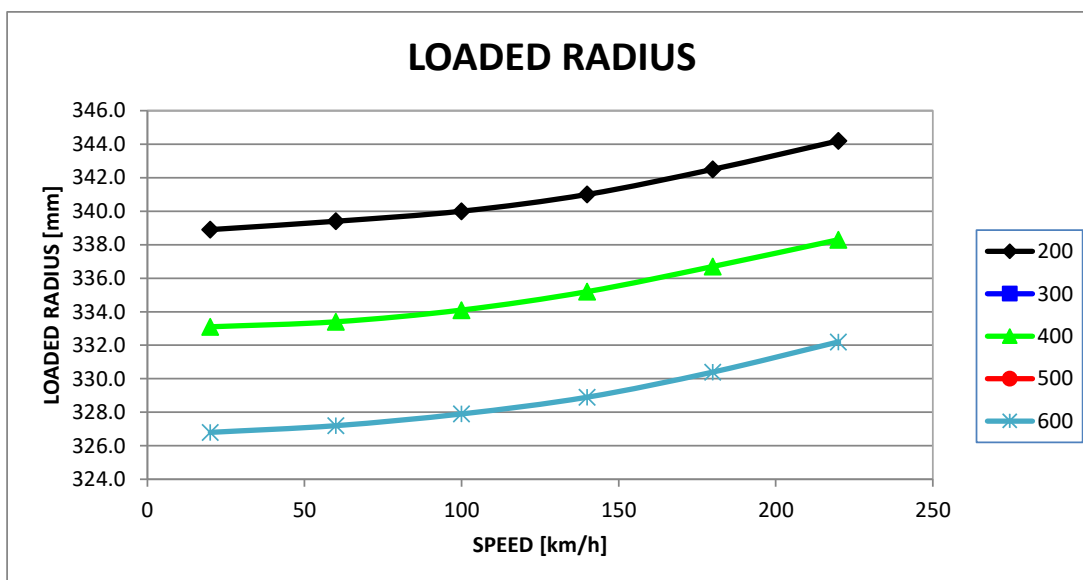
315/680-18x12.0J WH

LOADED RADIUS

SPEED [km/h]	LOAD [kg]				
	200	300	400	500	600
20	338.9		333.1		326.8
60	339.4		333.4		327.2
100	340.0		334.1		327.9
140	341.0		335.2		328.9
180	342.5		336.7		330.4
220	344.2		338.3		332.2

ROLLING RADIUS

SPEED [km/h]	LOAD [kg]				
	200	300	400	500	600
20	340.0		337.5		336.0
60	340.0		337.4		336.1
100	340.6		338.0		336.8
140	341.6		339.1		337.8
180	343.1		340.6		339.3
220	344.7		342.2		341.1





DYNAMIC MEASUREMENTS @ 2.0bar (29psi), CA 0.0°

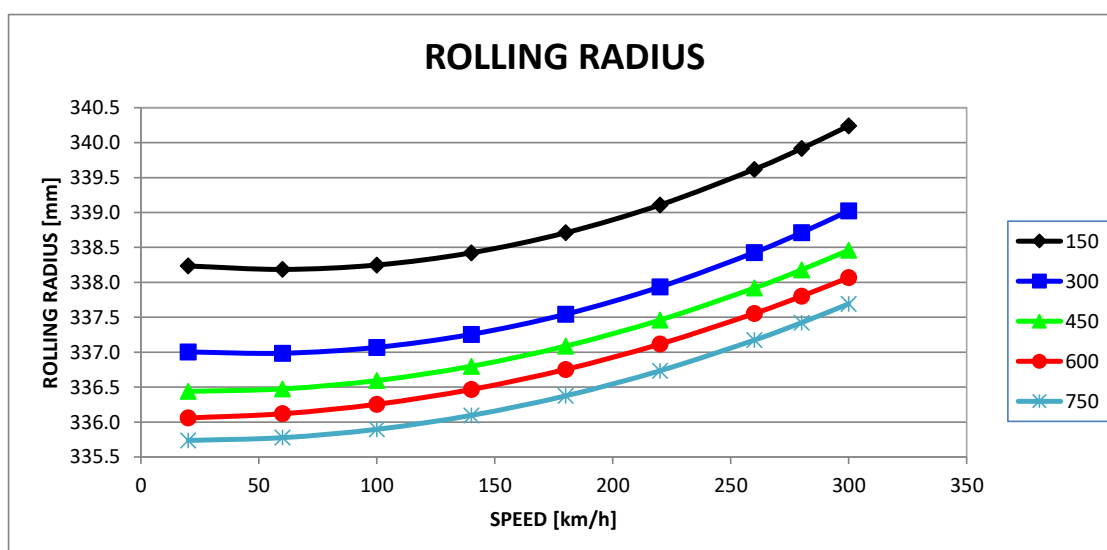
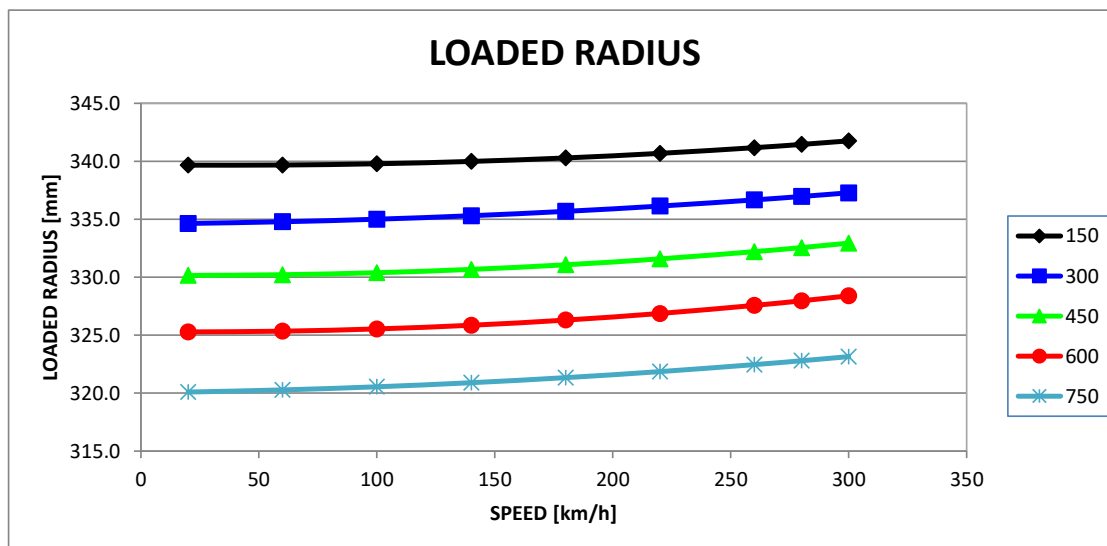
325/680-18x12.5J DH-D2

LOADED RADIUS

SPEED [km/h]	LOAD [kg]				
	150	300	450	600	750
20	339.7	334.6	330.2	325.3	320.1
60	339.7	334.8	330.2	325.3	320.3
100	339.8	335.0	330.4	325.5	320.5
140	340.0	335.3	330.7	325.9	320.9
180	340.3	335.7	331.1	326.3	321.3
220	340.7	336.1	331.6	326.9	321.9
260	341.2	336.7	332.2	327.6	322.5
280	341.5	337.0	332.6	328.0	322.8
300	341.8	337.3	332.9	328.4	323.1

ROLLING RADIUS

SPEED [km/h]	LOAD [kg]				
	150	300	450	600	750
20	338.2	337.0	336.4	336.1	335.7
60	338.2	337.0	336.5	336.1	335.8
100	338.2	337.1	336.6	336.3	335.9
140	338.4	337.3	336.8	336.5	336.1
180	338.7	337.5	337.1	336.8	336.4
220	339.1	337.9	337.5	337.1	336.7
260	339.6	338.4	337.9	337.6	337.2
280	339.9	338.7	338.2	337.8	337.4
300	340.2	339.0	338.5	338.1	337.7



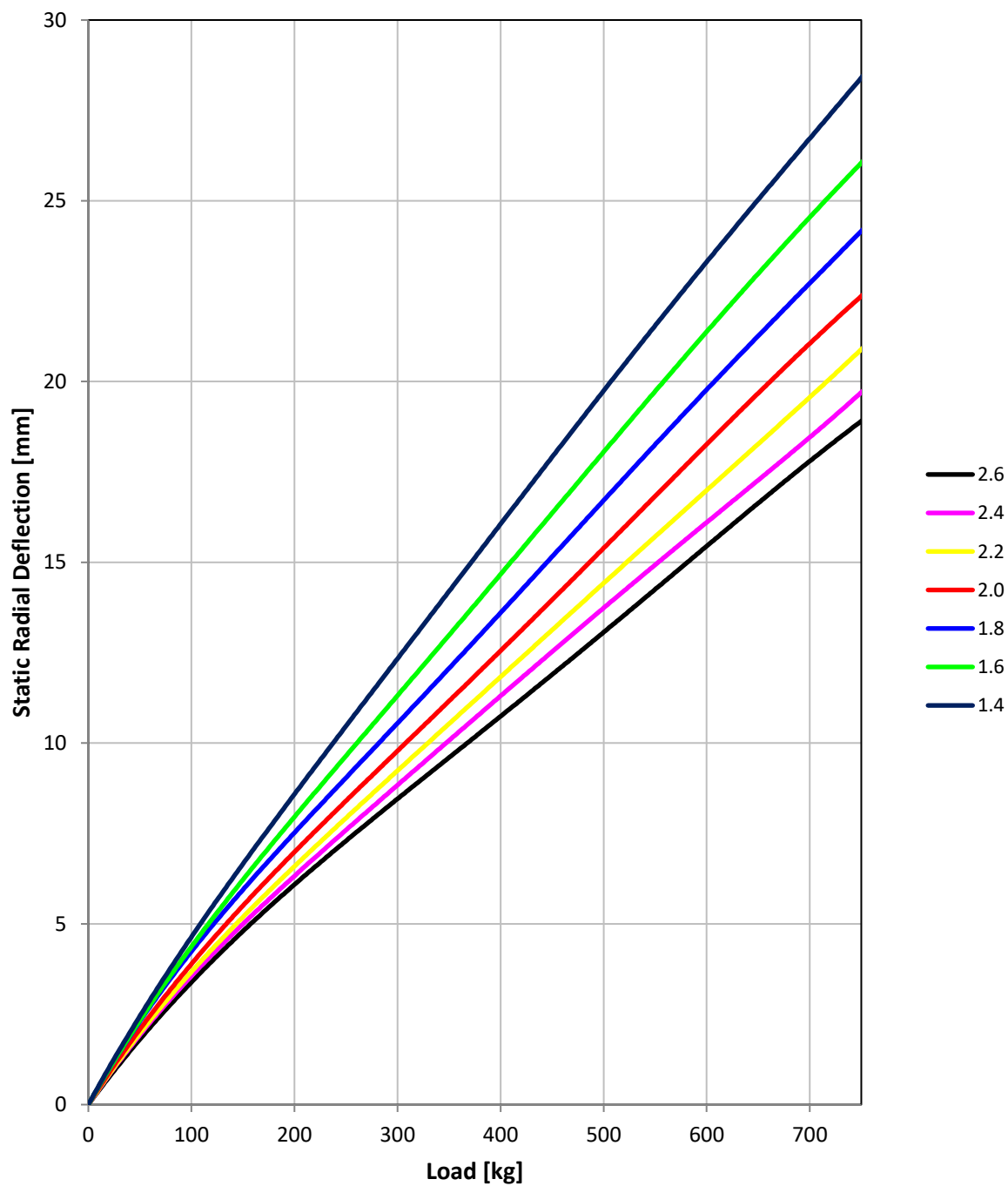


STATIC RADIAL DEFLECTION – 325/680-18x12.5J @ CA 0.0 ° DH-D2

Load [kg]	Inflation Pressure [bar]						
	2.6	2.4	2.2	2.0	1.8	1.6	1.4
0	0.0	0.0	0.0	0.0	0.0	0.0	0.0
25	1.0	1.0	1.0	1.1	1.1	1.1	1.1
50	1.8	1.9	1.9	2.0	2.3	2.3	2.4
75	2.5	2.7	2.8	2.9	3.2	3.3	3.5
100	3.3	3.5	3.6	3.8	4.3	4.3	4.6
125	4.1	4.3	4.6	4.8	5.2	5.4	5.7
150	4.9	5.1	5.3	5.6	6.0	6.3	6.8
175	5.5	5.7	5.9	6.4	6.7	7.2	7.7
200	6.2	6.4	6.6	7.0	7.5	8.0	8.7
225	6.7	7.0	7.2	7.7	8.3	8.8	9.5
250	7.3	7.6	7.9	8.4	9.1	9.6	10.4
275	7.9	8.1	8.6	9.1	9.7	10.4	11.4
300	8.4	8.8	9.2	9.7	10.5	11.3	12.2
325	9.0	9.5	9.9	10.4	11.3	12.2	13.3
350	9.5	10.0	10.5	11.1	12.1	13.0	14.1
375	10.1	10.6	11.2	11.8	12.9	13.8	15.2
400	10.8	11.4	11.8	12.6	13.6	14.6	16.0
425	11.3	11.9	12.5	13.3	14.4	15.4	17.0
450	11.9	12.5	13.1	14.0	15.1	16.4	17.9
475	12.5	13.2	13.8	14.7	15.9	17.3	18.9
500	13.1	13.8	14.5	15.4	16.7	18.1	19.8
525	13.7	14.4	15.1	16.1	17.5	18.9	20.7
550	14.3	14.9	15.7	16.9	18.3	19.7	21.6
575	14.9	15.5	16.3	17.5	19.1	20.6	22.4
600	15.4	16.0	17.0	18.3	19.7	21.4	23.2
625	16.0	16.7	17.6	18.9	20.5	22.2	24.2
650	16.6	17.3	18.3	19.7	21.3	23.0	25.0
675	17.2	17.9	18.9	20.4	22.0	23.7	25.9
700	17.8	18.4	19.6	21.0	22.7	24.5	26.7
725	18.4	19.1	20.2	21.7	23.4	25.3	27.6
750	18.9	19.7	20.9	22.4	24.2	26.1	28.4
775							
800							



STATIC RADIAL DEFLECTION – 325/680-18x12.5J @ CA 0.0° DH-D2



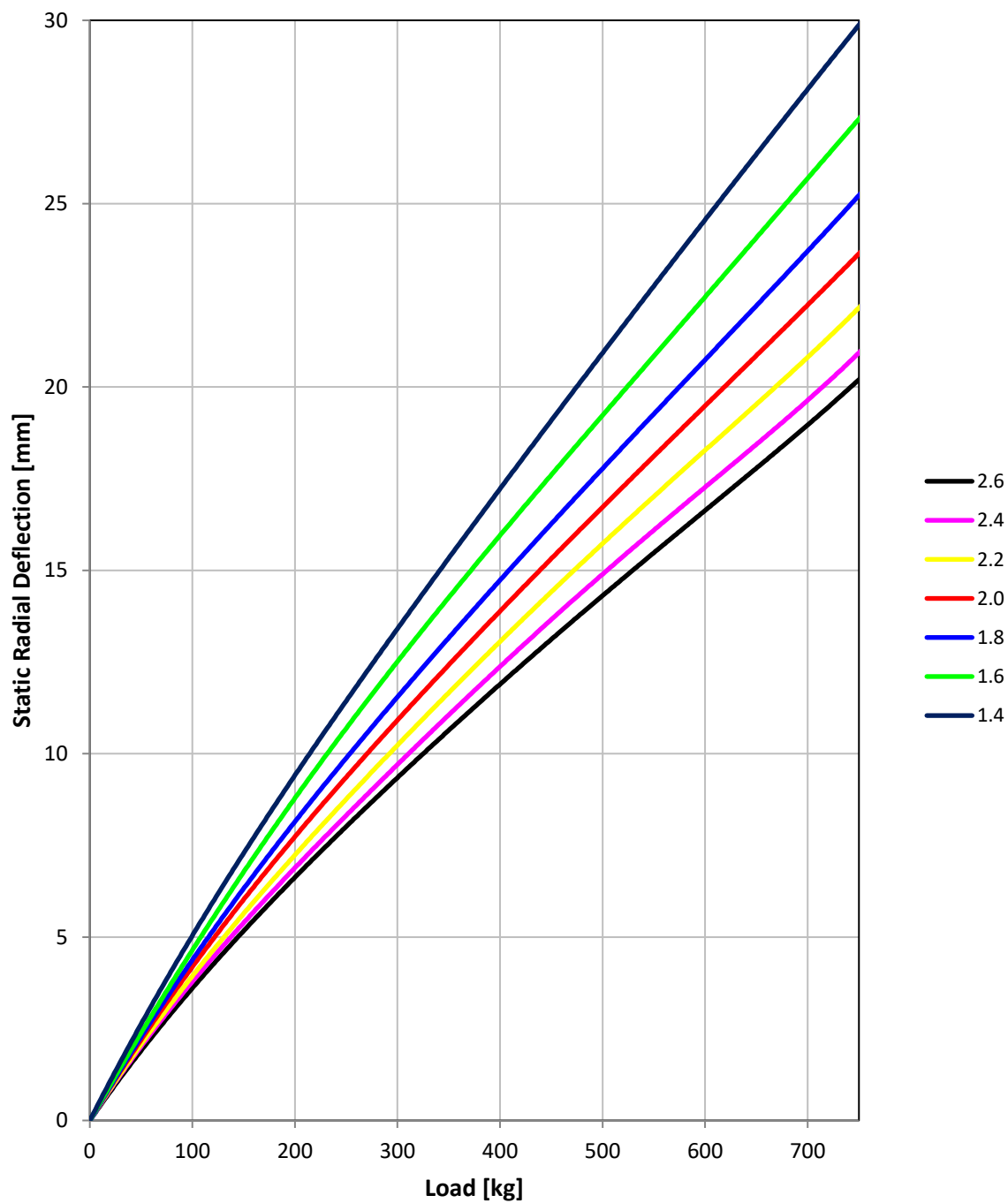


STATIC RADIAL DEFLECTION – 325/680-18x12.5J @ CA -3.0 ° DH-D2

Load [kg]	Inflation Pressure [bar]						
	2.6	2.4	2.2	2.0	1.8	1.6	1.4
0	0.0	0.0	0.0	0.0	0.0	0.0	0.0
25	1.0	1.0	1.0	1.1	1.1	1.2	1.2
50	1.9	2.0	2.1	2.2	2.3	2.4	2.6
75	2.7	2.8	3.0	3.2	3.3	3.5	3.8
100	3.5	3.7	3.9	4.1	4.4	4.6	5.0
125	4.5	4.7	4.9	5.2	5.5	5.8	6.3
150	5.2	5.5	5.7	6.1	6.4	6.8	7.4
175	6.0	6.3	6.5	6.9	7.2	7.8	8.4
200	6.7	6.9	7.2	7.8	8.1	8.8	9.4
225	7.3	7.6	8.0	8.5	8.9	9.8	10.4
250	8.0	8.2	8.7	9.3	9.8	10.6	11.4
275	8.6	9.0	9.4	10.1	10.7	11.6	12.4
300	9.3	9.7	10.2	10.9	11.6	12.5	13.4
325	10.0	10.3	11.0	11.7	12.4	13.3	14.4
350	10.6	11.0	11.7	12.4	13.2	14.3	15.3
375	11.3	11.7	12.3	13.2	14.0	15.2	16.3
400	11.9	12.4	13.2	13.9	14.8	16.0	17.2
425	12.5	13.1	13.7	14.6	15.6	16.8	18.2
450	13.2	13.7	14.5	15.4	16.2	17.6	19.1
475	13.8	14.3	15.1	16.0	17.0	18.4	19.9
500	14.3	15.0	15.7	16.8	17.7	19.2	21.0
525	14.9	15.5	16.4	17.3	18.5	20.0	21.9
550	15.4	16.1	17.0	18.1	19.2	20.9	22.8
575	16.0	16.6	17.5	18.8	20.0	21.6	23.6
600	16.6	17.2	18.3	19.5	20.8	22.5	24.6
625	17.3	17.8	18.9	20.2	21.5	23.2	25.4
650	17.8	18.5	19.5	20.8	22.3	24.1	26.4
675	18.4	19.0	20.2	21.6	22.9	24.9	27.2
700	18.9	19.7	20.9	22.2	23.7	25.7	28.1
725	19.6	20.3	21.5	23.0	24.5	26.5	29.0
750	20.2	20.9	22.1	23.6	25.2	27.3	29.9
775							
800							



STATIC RADIAL DEFLECTION – 325/680-18x12.5J @ CA -3.0° DH-D2





DYNAMIC MEASUREMENTS @ 2.0bar (29psi), CA 0.0°

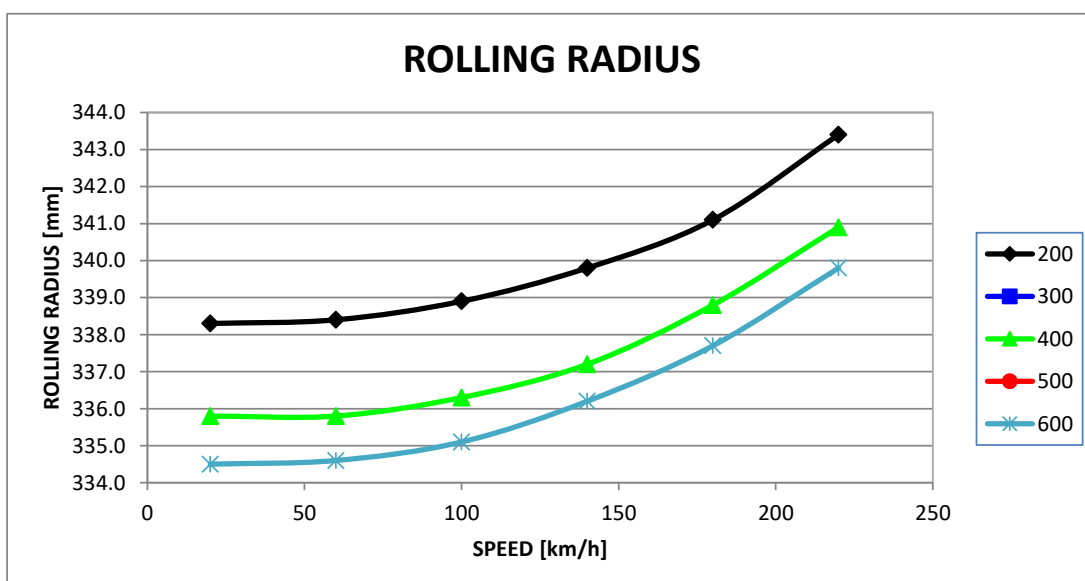
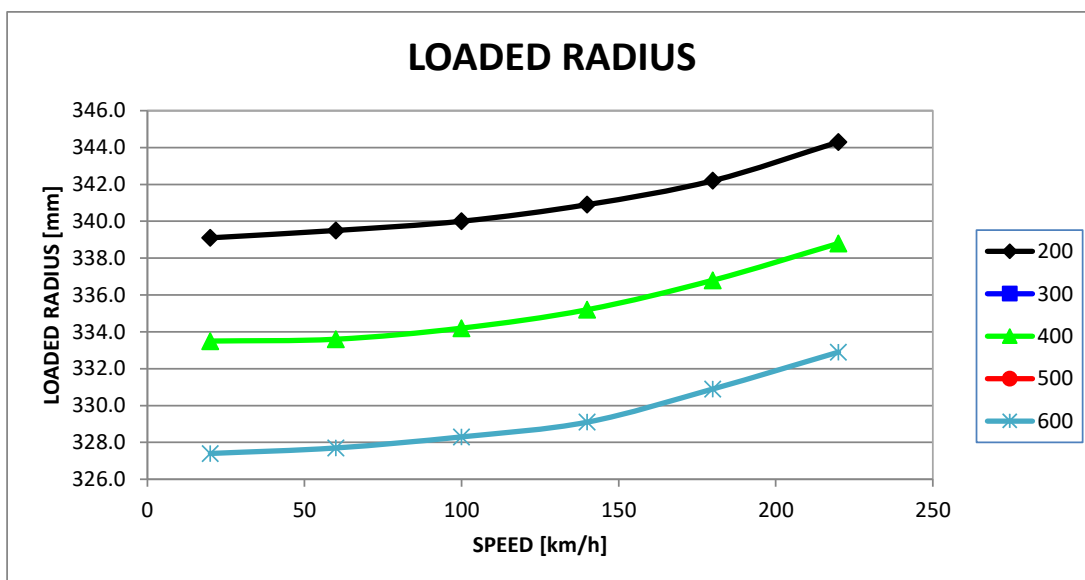
315/680-18x12.5J WH

LOADED RADIUS

SPEED [km/h]	LOAD [kg]				
	200	300	400	500	600
20	339.1		333.5		327.4
60	339.5		333.6		327.7
100	340.0		334.2		328.3
140	340.9		335.2		329.1
180	342.2		336.8		330.9
220	344.3		338.8		332.9

ROLLING RADIUS

SPEED [km/h]	LOAD [kg]				
	200	300	400	500	600
20	338.3		335.8		334.5
60	338.4		335.8		334.6
100	338.9		336.3		335.1
140	339.8		337.2		336.2
180	341.1		338.8		337.7
220	343.4		340.9		339.8





DYNAMIC MEASUREMENTS @ 2.0bar (29psi), CA 0.0°

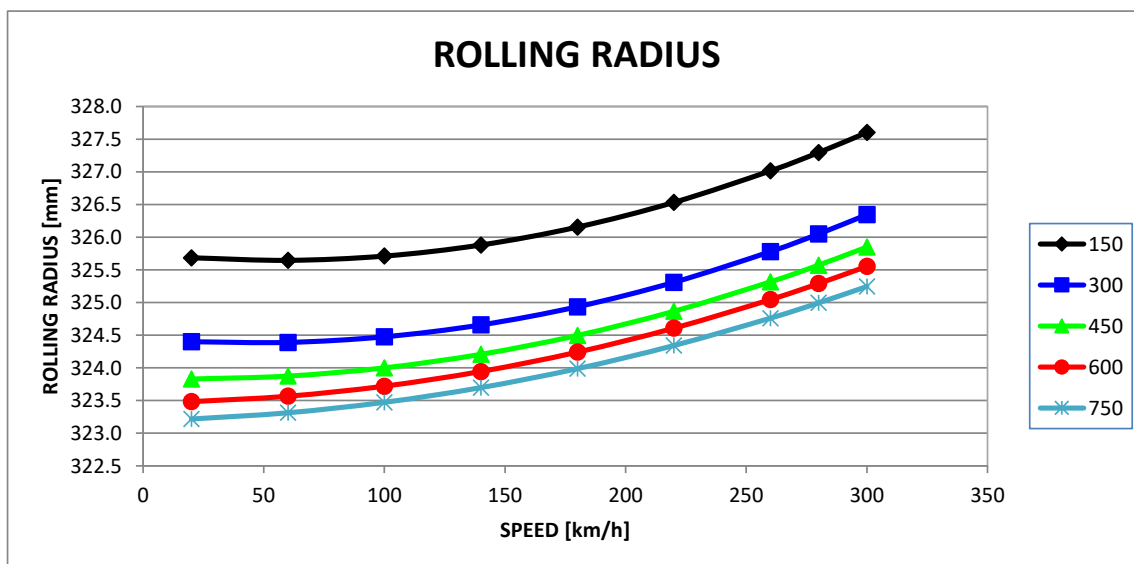
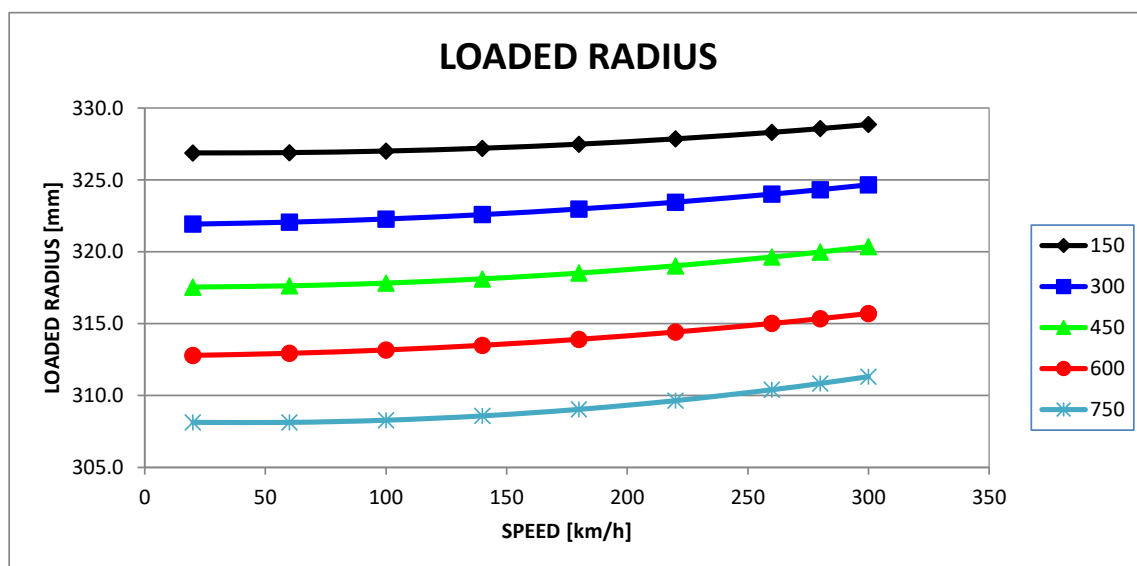
325/660-18x12.0J DH-D2

LOADED RADIUS

SPEED [km/h]	LOAD [kg]				
	150	300	450	600	750
20	326.9	321.9	317.5	312.8	308.1
60	326.9	322.1	317.6	312.9	308.1
100	327.0	322.3	317.8	313.2	308.3
140	327.2	322.6	318.1	313.5	308.6
180	327.5	323.0	318.5	313.9	309.0
220	327.9	323.5	319.0	314.4	309.6
260	328.3	324.0	319.6	315.0	310.4
280	328.6	324.3	320.0	315.3	310.8
300	328.9	324.7	320.4	315.7	311.3

ROLLING RADIUS

SPEED [km/h]	LOAD [kg]				
	150	300	450	600	750
20	325.7	324.4	323.8	323.5	323.2
60	325.6	324.4	323.9	323.6	323.3
100	325.7	324.5	324.0	323.7	323.5
140	325.9	324.7	324.2	323.9	323.7
180	326.2	324.9	324.5	324.2	324.0
220	326.5	325.3	324.9	324.6	324.3
260	327.0	325.8	325.3	325.0	324.8
280	327.3	326.0	325.6	325.3	325.0
300	327.6	326.3	325.8	325.6	325.2



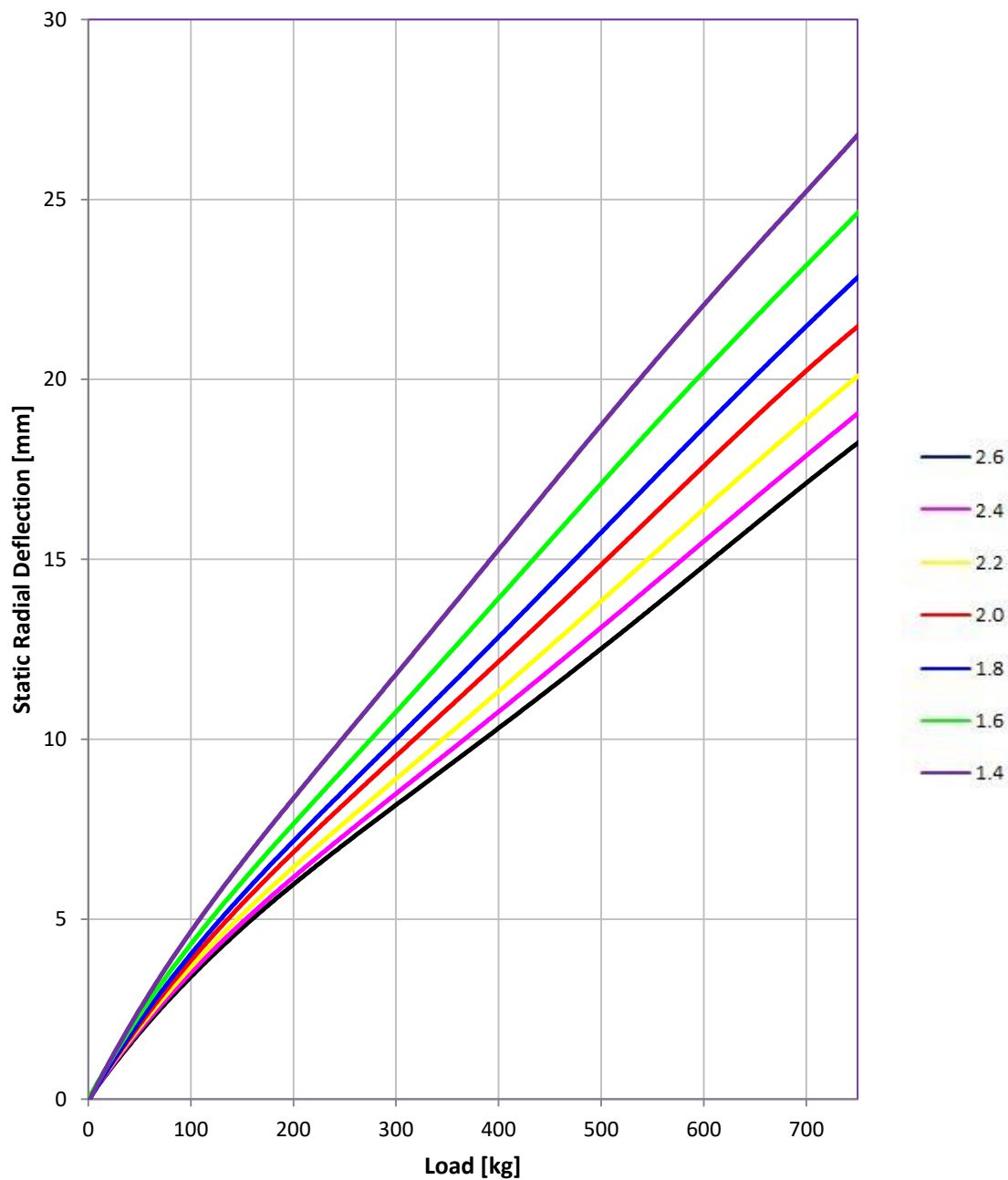


STATIC RADIAL DEFLECTION – 325/660-18x12.0J @ CA 0.0 ° DH-D2

Load [kg]	Inflation Pressure [bar]						
	2.6	2.4	2.2	2.0	1.8	1.6	1.4
0	0.0	0.0	0.0	0.0	0.0	0.0	0.0
25	1.0	1.0	1.1	1.1	1.1	1.2	1.2
50	1.9	2.0	2.0	2.1	2.1	2.3	2.5
75	2.6	2.7	2.8	3.0	3.0	3.2	3.5
100	3.4	3.4	3.6	3.8	3.9	4.2	4.6
125	4.2	4.3	4.4	4.7	5.0	5.3	5.7
150	4.8	5.0	5.2	5.4	5.8	6.1	6.6
175	5.4	5.6	5.8	6.2	6.5	6.9	7.6
200	5.9	6.2	6.5	6.9	7.2	7.7	8.4
225	6.5	6.7	7.1	7.6	7.9	8.5	9.3
250	7.1	7.3	7.6	8.3	8.6	9.2	10.1
275	7.6	8.0	8.3	8.9	9.2	9.9	10.9
300	8.2	8.5	8.8	9.5	10.0	10.7	11.7
325	8.7	9.0	9.5	10.2	10.6	11.5	12.5
350	9.2	9.6	10.1	10.8	11.4	12.3	13.6
375	9.8	10.2	10.6	11.5	12.2	13.1	14.4
400	10.3	10.7	11.4	12.1	12.8	13.9	15.2
425	10.9	11.3	12.0	12.8	13.6	14.7	16.1
450	11.4	11.9	12.5	13.5	14.3	15.6	17.1
475	12.0	12.6	13.3	14.2	15.0	16.3	17.9
500	12.5	13.1	13.9	14.8	15.7	17.2	18.8
525	13.1	13.7	14.4	15.6	16.5	17.9	19.6
550	13.6	14.3	15.2	16.2	17.3	18.7	20.5
575	14.2	15.0	15.8	17.0	17.9	19.5	21.3
600	14.8	15.6	16.3	17.5	18.7	20.2	22.1
625	15.4	16.1	17.1	18.3	19.4	21.0	22.9
650	16.0	16.6	17.7	18.9	20.0	21.7	23.6
675	16.6	17.3	18.2	19.6	20.8	22.4	24.4
700	17.1	17.9	18.9	20.2	21.4	23.1	25.2
725	17.7	18.5	19.5	20.8	22.2	23.9	26.0
750	18.2	19.1	20.1	21.5	22.9	24.7	26.8
775							
800							



STATIC RADIAL DEFLECTION – 325/660-18x12.0J @ CA 0.0° DH-D2



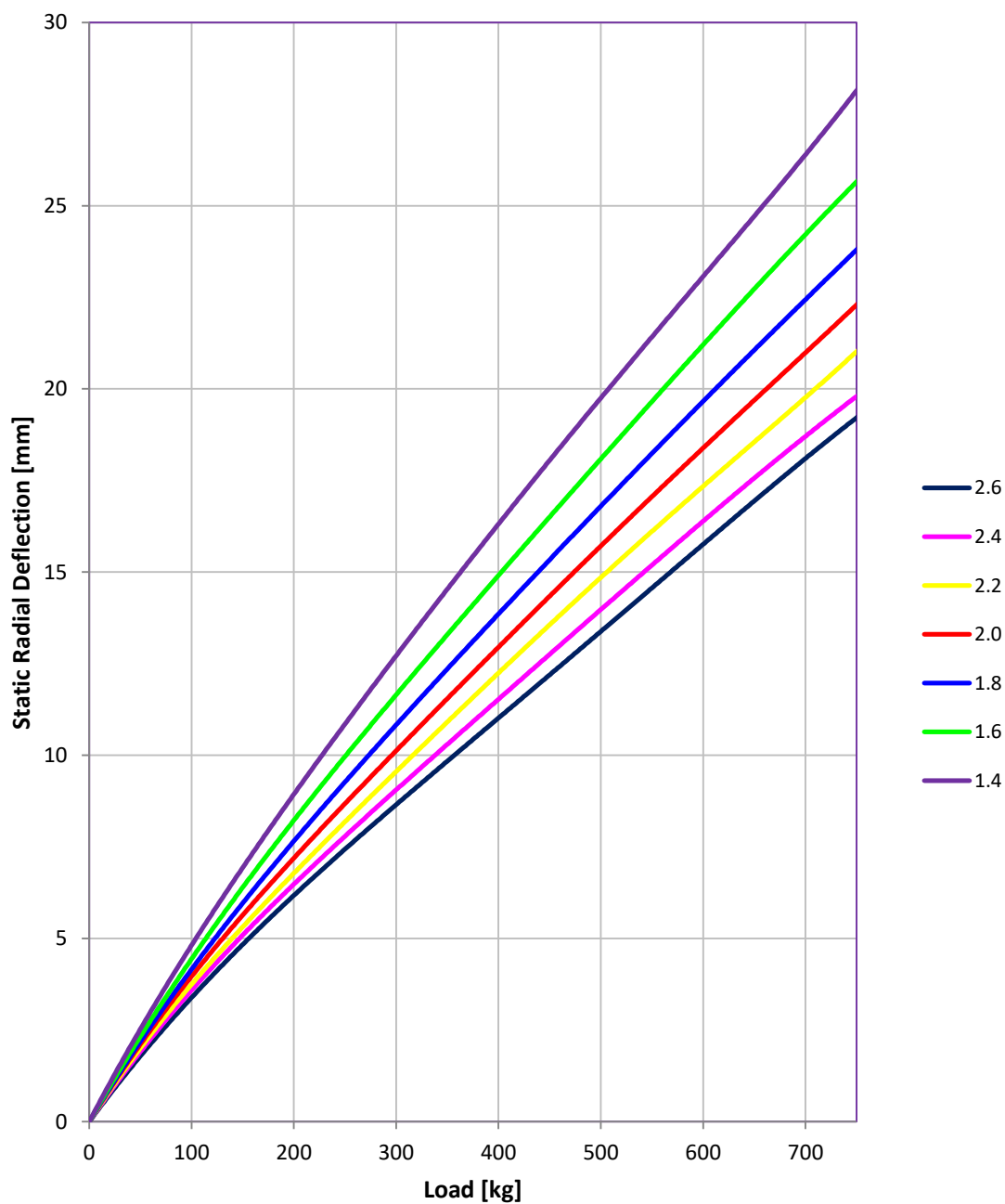


STATIC RADIAL DEFLECTION – 325/660-18x12.0J @ CA -3.0 ° DH-D2

Load [kg]	Inflation Pressure [bar]						
	2.6	2.4	2.2	2.0	1.8	1.6	1.4
0	0.0	0.0	0.0	0.0	0.0	0.0	0.0
25	0.9	0.9	1.0	1.1	1.1	1.1	1.1
50	1.8	1.9	2.0	2.1	2.2	2.3	2.5
75	2.5	2.7	2.8	3.0	3.1	3.3	3.6
100	3.3	3.5	3.6	3.9	4.1	4.4	4.8
125	4.2	4.4	4.7	4.9	5.2	5.5	6.0
150	4.9	5.2	5.4	5.7	6.0	6.5	7.0
175	5.6	5.9	6.1	6.5	6.8	7.4	8.1
200	6.2	6.5	6.8	7.2	7.7	8.2	8.9
225	6.8	7.1	7.5	7.9	8.5	9.1	9.9
250	7.4	7.8	8.2	8.6	9.2	10.0	10.8
275	8.1	8.4	8.9	9.4	10.1	10.8	11.7
300	8.6	9.0	9.4	10.1	10.8	11.6	12.7
325	9.2	9.7	10.2	10.8	11.6	12.4	13.6
350	9.8	10.3	10.9	11.6	12.3	13.3	14.6
375	10.4	10.8	11.6	12.2	13.1	14.1	15.4
400	11.0	11.5	12.3	13.0	13.8	14.9	16.2
425	11.6	12.2	12.8	13.7	14.6	15.7	17.3
450	12.2	12.7	13.6	14.3	15.4	16.5	18.1
475	12.8	13.4	14.2	15.1	16.1	17.3	18.9
500	13.5	14.1	14.9	15.7	16.8	18.1	19.7
525	14.0	14.6	15.5	16.4	17.6	18.9	20.6
550	14.6	15.2	16.1	17.0	18.2	19.7	21.4
575	15.1	15.7	16.8	17.7	18.9	20.5	22.3
600	15.7	16.4	17.3	18.4	19.7	21.2	23.1
625	16.3	17.0	17.9	19.0	20.3	21.9	23.9
650	17.0	17.6	18.6	19.7	21.1	22.7	24.7
675	17.5	18.1	19.2	20.4	21.7	23.5	25.5
700	18.1	18.7	19.7	21.0	22.5	24.2	26.4
725	18.7	19.2	20.3	21.6	23.1	24.9	27.2
750	19.2	19.9	21.1	22.3	23.8	25.7	28.2
775							
800							



STATIC RADIAL DEFLECTION – 325/660-18x12.0J @ CA -3.0° DH-D2





DYNAMIC MEASUREMENTS @ 2.0bar (29.0psi), CA 0.0°

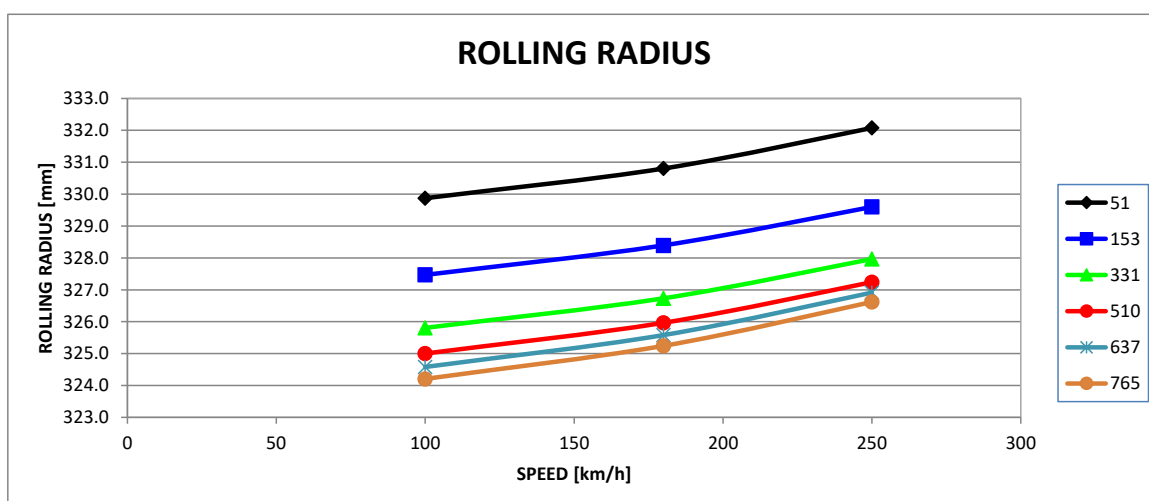
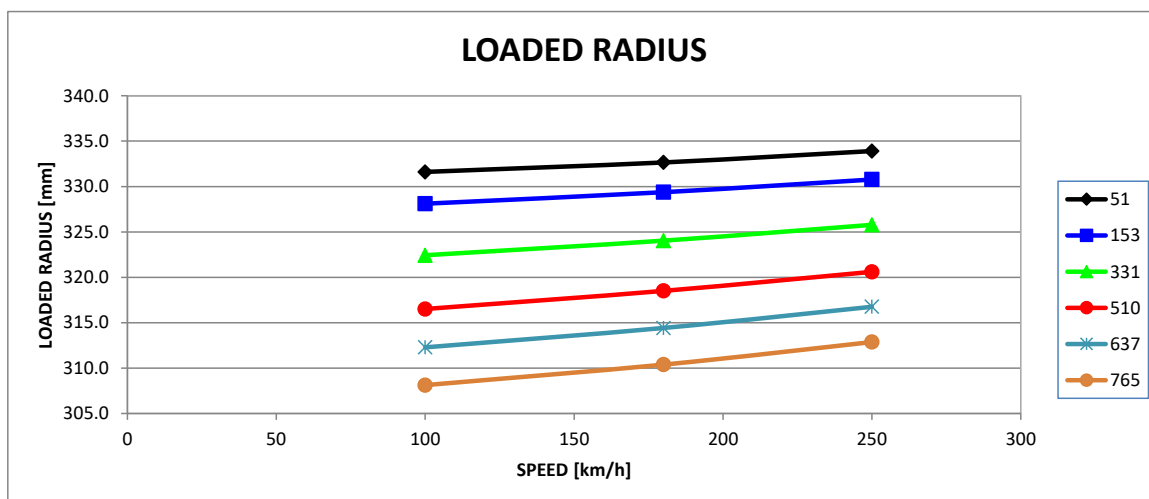
325/660-18x12.0J WHA

LOADED RADIUS

		LOAD [kg]					
		51	153	331	510	637	765
SPEED [km/h]	100	331.6	328.1	322.4	316.5	312.3	308.1
	180	332.7	329.4	324.0	318.5	314.4	310.4
	250	333.9	330.8	325.8	320.6	316.8	312.9
SPEED [km/h]							

ROLLING RADIUS

		LOAD [kg]					
		51	153	331	510	637	765
SPEED [km/h]	100	329.9	327.5	325.8	325.0	324.6	324.2
	180	330.8	328.4	326.7	326.0	325.6	325.2
	250	332.1	329.6	328.0	327.2	326.9	326.6
SPEED [km/h]							





DYNAMIC MEASUREMENTS @ 2.0bar (29psi), CA 0.0°

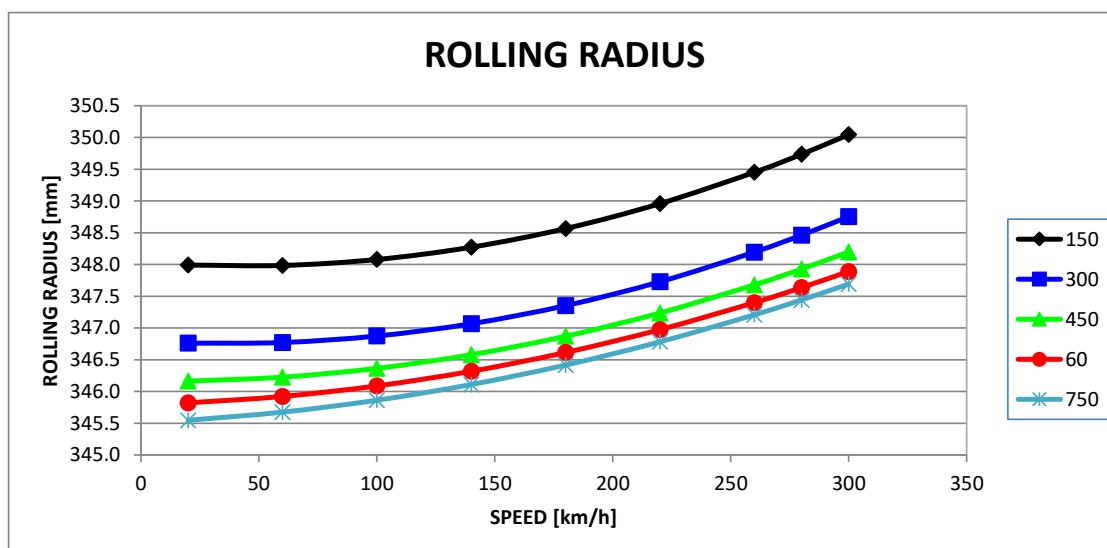
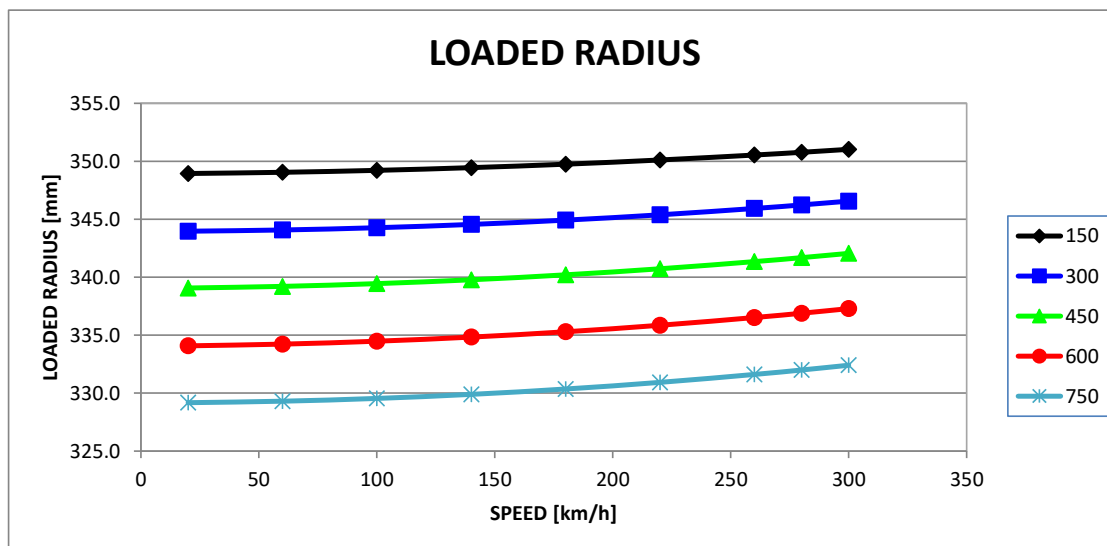
325/705-18x13.0J DH-D2

LOADED RADIUS

SPEED [km/h]	LOAD [kg]				
	150	300	450	600	750
20	348.9	344.0	339.1	334.1	329.2
60	349.0	344.1	339.2	334.2	329.3
100	349.2	344.3	339.4	334.5	329.5
140	349.4	344.6	339.8	334.8	329.9
180	349.7	344.9	340.2	335.3	330.4
220	350.1	345.4	340.7	335.9	330.9
260	350.5	345.9	341.3	336.5	331.6
280	350.8	346.2	341.7	336.9	332.0
300	351.0	346.6	342.1	337.3	332.4

ROLLING RADIUS

SPEED [km/h]	LOAD [kg]				
	150	300	450	600	750
20	348.0	346.8	346.2	345.8	345.5
60	348.0	346.8	346.2	345.9	345.7
100	348.1	346.9	346.4	346.1	345.9
140	348.3	347.1	346.6	346.3	346.1
180	348.6	347.4	346.9	346.6	346.4
220	349.0	347.7	347.2	347.0	346.8
260	349.5	348.2	347.7	347.4	347.2
280	349.7	348.5	347.9	347.6	347.4
300	350.0	348.8	348.2	347.9	347.7



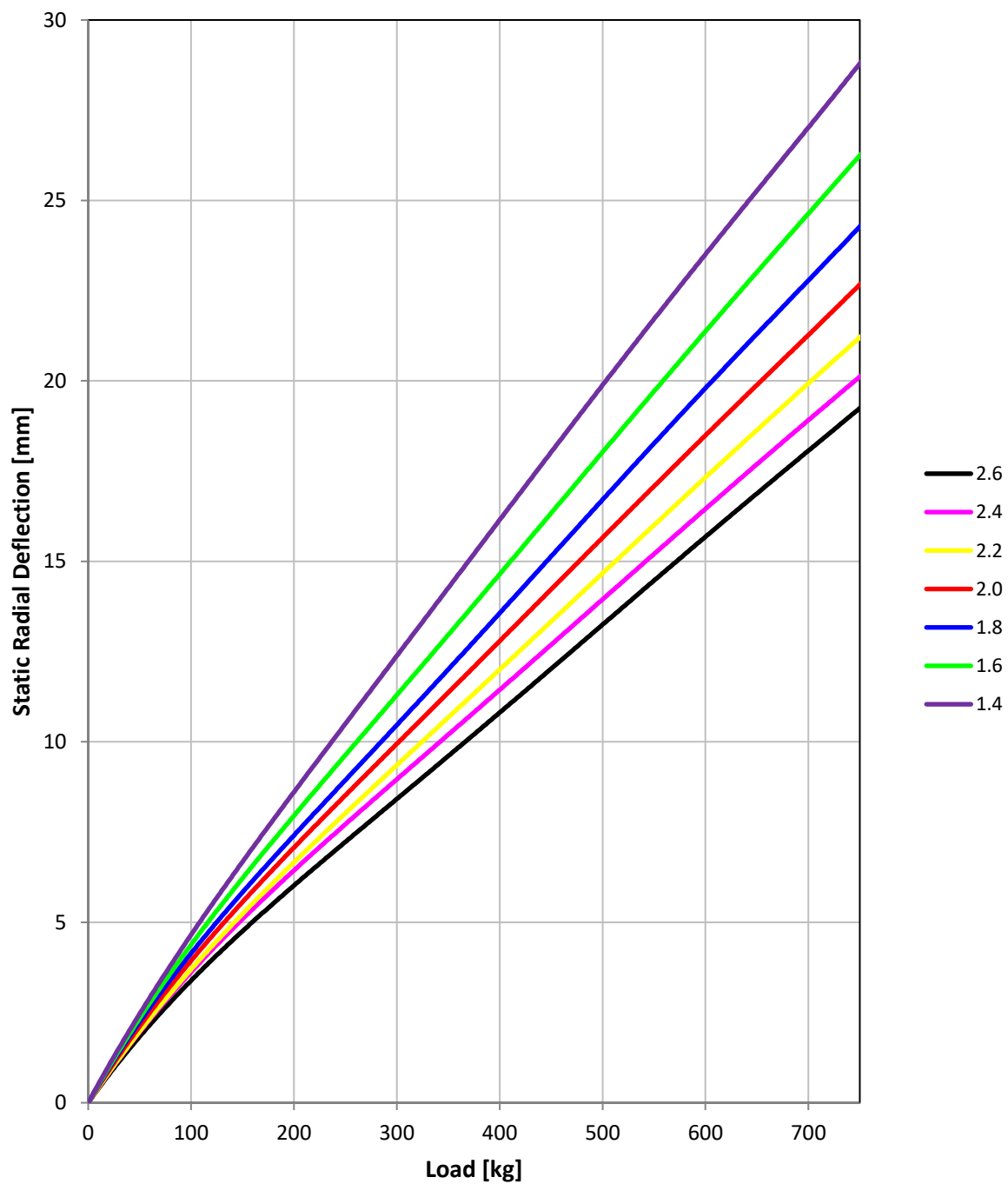


STATIC RADIAL DEFLECTION – 325/705-18x13.0J @ CA 0.0 ° DH-D2

Load [kg]	Inflation Pressure [bar]						
	2.6	2.4	2.2	2.0	1.8	1.6	1.4
0	0.0	0.0	0.0	0.0	0.0	0.0	0.0
25	1.0	1.1	1.1	1.2	1.2	1.2	1.2
50	1.9	2.0	2.0	2.1	2.2	2.3	2.5
75	2.6	2.8	2.9	3.0	3.1	3.3	3.5
100	3.3	3.5	3.4	3.8	4.1	4.3	4.6
125	4.1	4.4	4.5	4.9	5.0	5.3	5.8
150	4.9	5.1	5.3	5.6	6.0	6.4	6.8
175	5.4	5.8	6.1	6.4	6.7	7.2	7.6
200	6.0	6.5	6.7	7.0	7.4	8.0	8.6
225	6.6	7.1	7.4	7.9	8.2	8.8	9.5
250	7.2	7.7	8.0	8.4	8.9	9.6	10.5
275	7.8	8.3	8.6	9.2	9.7	10.4	11.4
300	8.4	8.9	9.3	10.0	10.4	11.2	12.4
325	9.0	9.6	10.0	10.6	11.2	12.1	13.3
350	9.6	10.2	10.7	11.4	12.0	12.9	14.3
375	10.3	10.8	11.3	12.1	12.8	13.9	15.2
400	10.8	11.5	12.0	12.7	13.6	14.7	16.2
425	11.4	12.1	12.7	13.6	14.2	15.5	17.1
450	12.0	12.7	13.4	14.2	15.2	16.3	18.0
475	12.7	13.3	14.0	14.9	16.0	17.2	19.0
500	13.3	13.9	14.7	15.7	16.8	18.0	19.8
525	13.8	14.6	15.3	16.4	17.5	18.9	20.8
550	14.4	15.2	16.0	17.1	18.2	19.7	21.7
575	15.1	15.8	16.6	17.8	19.0	20.6	22.7
600	15.7	16.5	17.4	18.4	19.8	21.3	23.5
625	16.3	17.1	18.0	19.2	20.6	22.3	24.4
650	16.8	17.6	18.6	19.9	21.3	23.0	25.2
675	17.5	18.3	19.3	20.6	22.0	23.8	26.2
700	18.1	19.0	19.9	21.3	22.8	24.6	27.0
725	18.7	19.5	20.6	21.9	23.5	25.4	27.9
750	19.2	20.1	21.2	22.7	24.3	26.3	28.8
775							
800							



STATIC RADIAL DEFLECTION – 325/705-18x13.0J @ CA 0.0° DH-D2



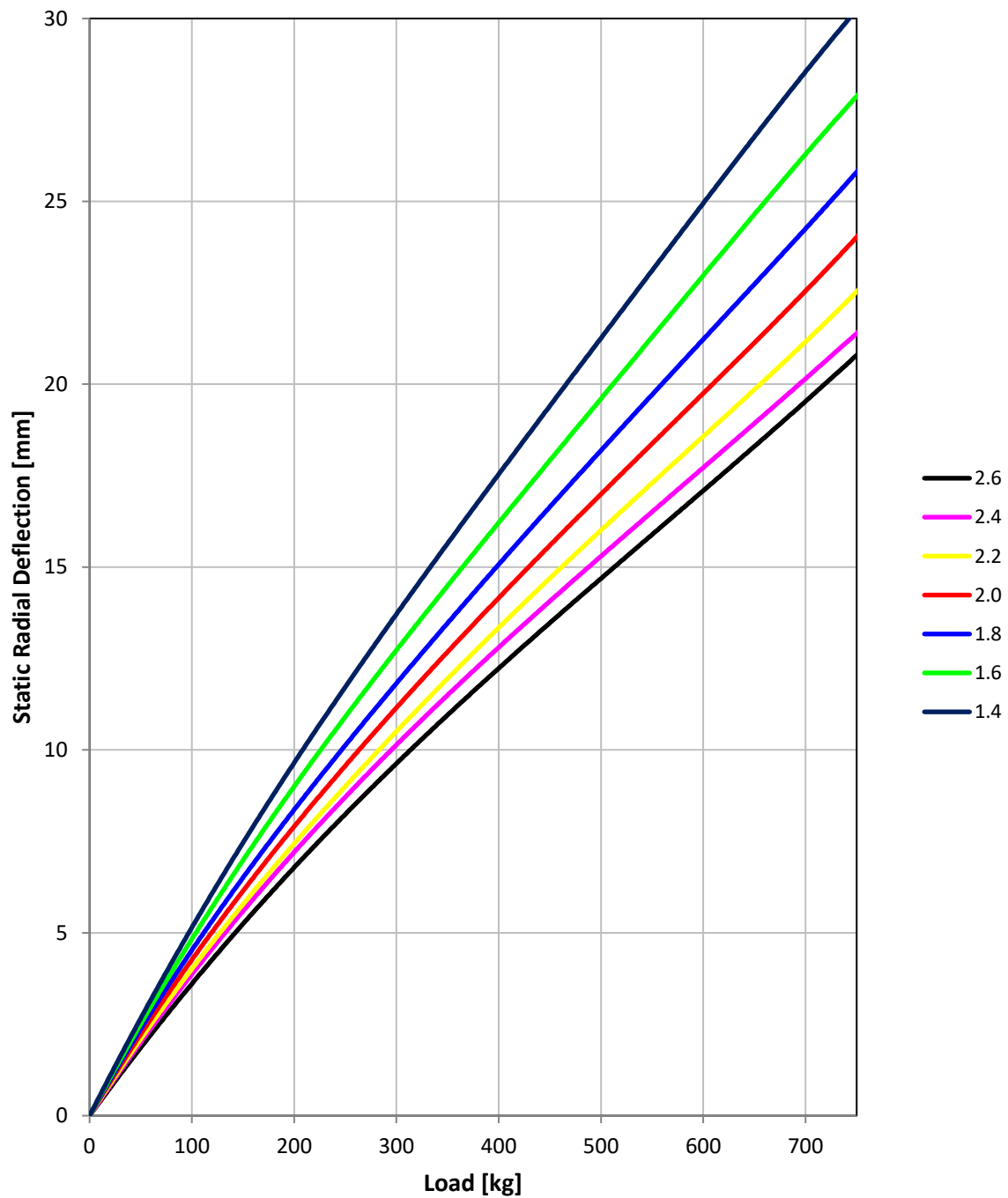


STATIC RADIAL DEFLECTION – 325/705-18x13.0J @ CA -3.0 ° DH-D2

Load [kg]	Inflation Pressure [bar]						
	2.6	2.4	2.2	2.0	1.8	1.6	1.4
0	0.0	0.0	0.0	0.0	0.0	0.0	0.0
25	1.0	1.0	1.0	1.1	1.1	1.1	1.2
50	1.9	2.0	2.0	2.2	2.4	2.5	2.6
75	2.8	2.9	3.1	3.2	3.4	3.6	3.8
100	3.7	3.8	4.0	4.2	4.5	4.8	5.1
125	4.6	4.8	5.0	5.3	5.6	6.0	6.5
150	5.4	5.7	5.9	6.3	6.6	7.1	7.6
175	6.2	6.5	6.6	7.1	7.5	8.1	8.6
200	6.8	7.2	7.4	7.9	8.4	9.0	9.7
225	7.5	8.0	8.2	8.7	9.2	10.0	10.6
250	8.2	8.6	9.0	9.5	10.1	10.8	11.7
275	8.9	9.4	9.8	10.3	10.9	11.8	12.7
300	9.5	10.1	10.4	11.1	11.8	12.7	13.7
325	10.2	10.8	11.2	11.9	12.6	13.6	14.7
350	10.8	11.5	12.0	12.7	13.5	14.5	15.6
375	11.6	12.1	12.6	13.5	14.3	15.4	16.6
400	12.1	12.8	13.4	14.2	15.1	16.2	17.5
425	12.8	13.5	14.1	14.9	15.9	17.0	18.5
450	13.5	14.1	14.7	15.7	16.7	17.9	19.4
475	14.0	14.8	15.4	16.2	17.4	18.8	20.3
500	14.8	15.3	16.0	17.0	18.2	19.6	21.3
525	15.4	15.9	16.6	17.6	18.9	20.5	22.2
550	15.9	16.5	17.3	18.4	19.7	21.3	23.1
575	16.5	17.1	17.9	19.1	20.5	22.2	24.1
600	17.2	17.7	18.6	19.7	21.2	23.0	25.0
625	17.8	18.3	19.2	20.5	22.0	23.8	25.9
650	18.4	18.9	19.8	21.1	22.7	24.6	26.7
675	18.9	19.5	20.6	21.8	23.5	25.4	27.6
700	19.5	20.2	21.1	22.6	24.3	26.3	28.5
725	20.1	20.8	21.9	23.3	25.0	27.1	29.4
750	20.7	21.4	22.5	24.0	25.8	27.9	30.3
775							
800							



STATIC RADIAL DEFLECTION – 325/705-18x13.0J @ CA -3.0° DH-D2





DYNAMIC MEASUREMENTS @ 2.0bar (29psi), CA 0.0°

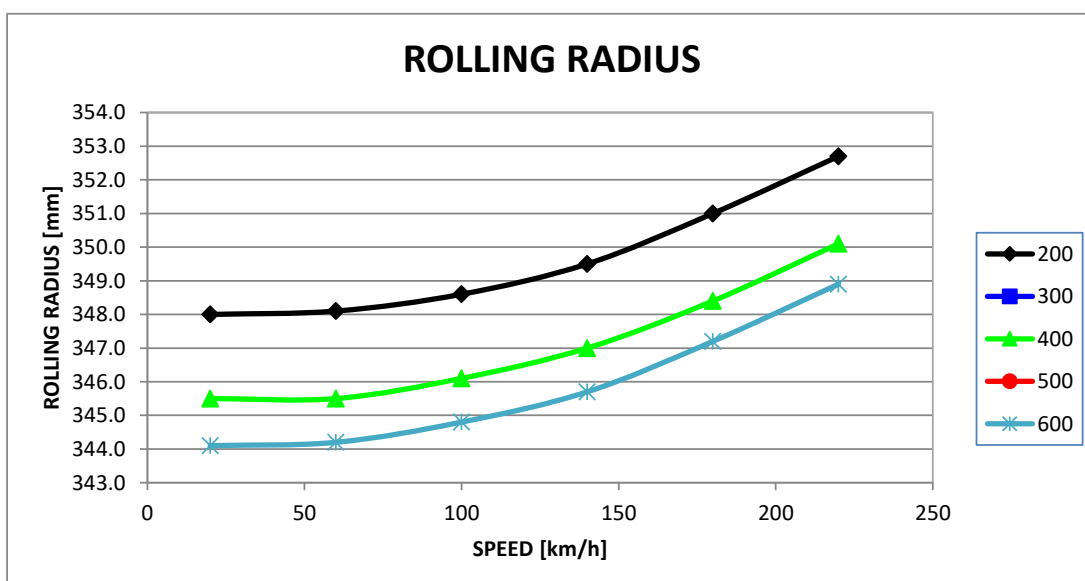
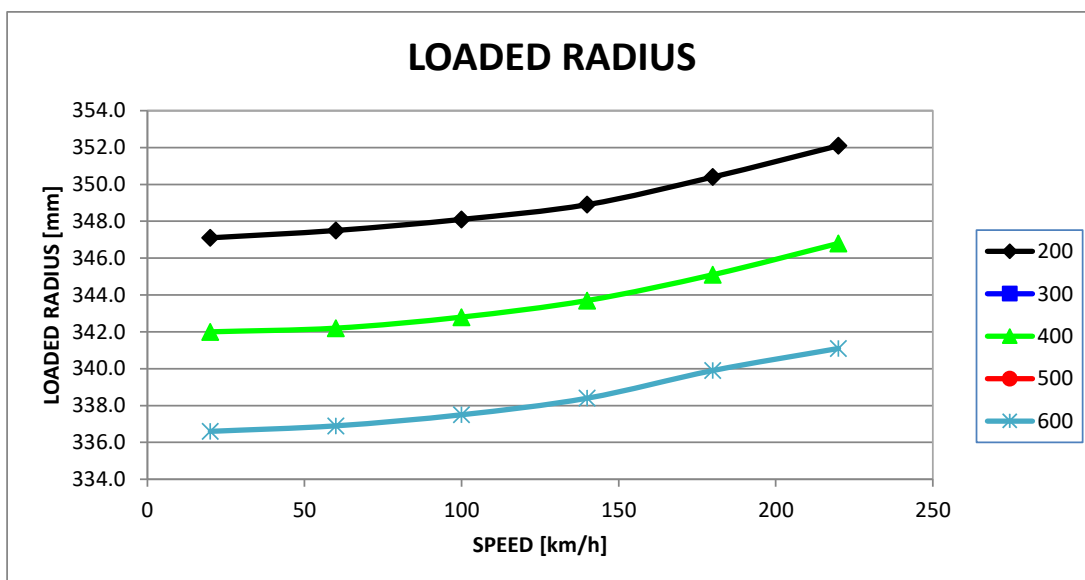
325/70S-18x12.5J **WH**

LOADED RADIUS

SPEED [km/h]	LOAD [kg]				
	200	300	400	500	600
20	347.1		342.0		336.6
60	347.5		342.2		336.9
100	348.1		342.8		337.5
140	348.9		343.7		338.4
180	350.4		345.1		339.9
220	352.1		346.8		341.1

ROLLING RADIUS

SPEED [km/h]	LOAD [kg]				
	200	300	400	500	600
20	348.0		345.5		344.1
60	348.1		345.5		344.2
100	348.6		346.1		344.8
140	349.5		347.0		345.7
180	351.0		348.4		347.2
220	352.7		350.1		348.9





DYNAMIC MEASUREMENTS @ 2.0bar (29psi), CA 0.0°

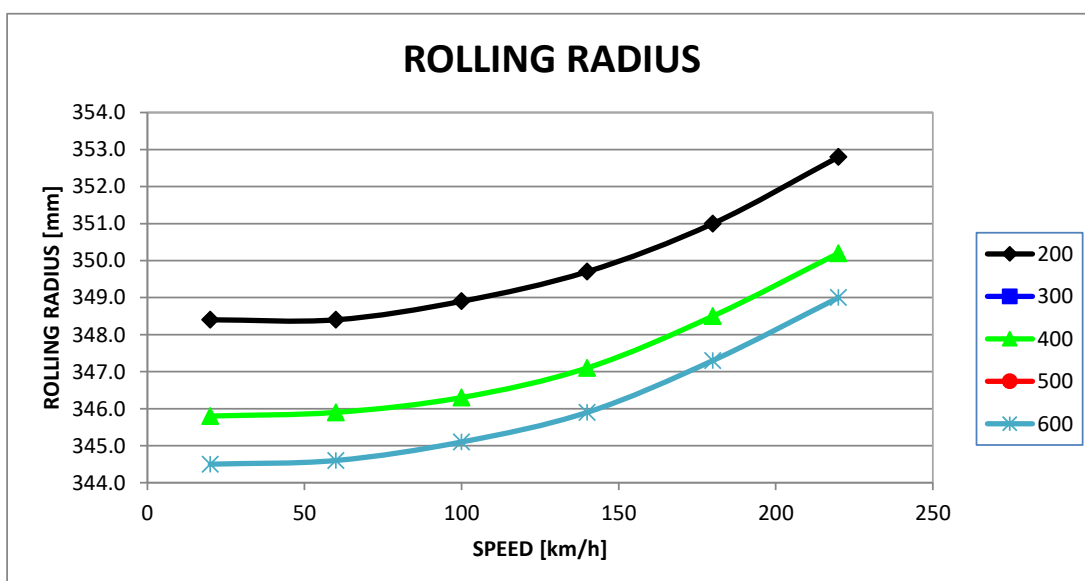
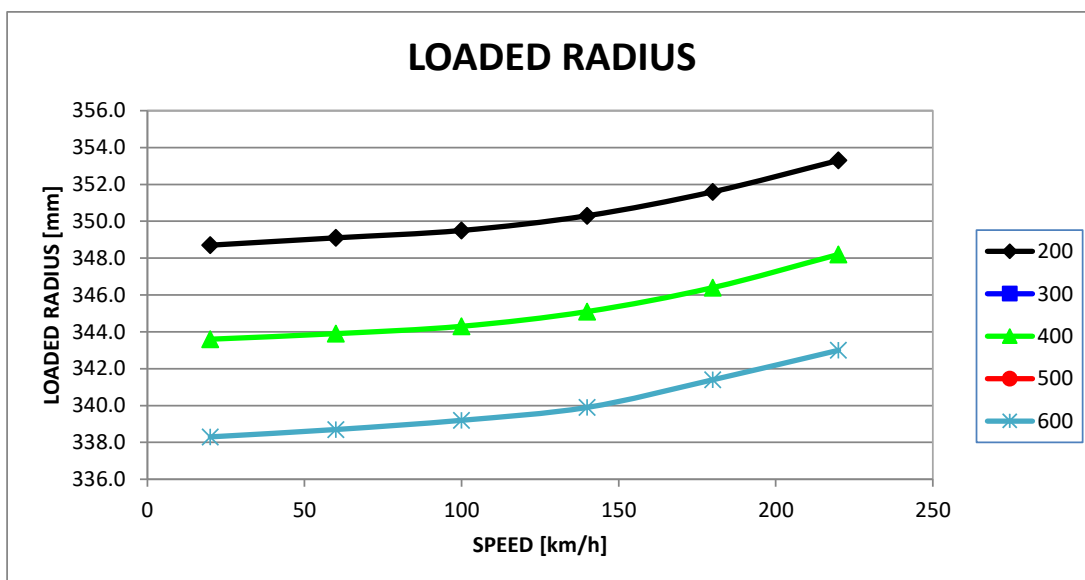
325/705-18x13.0 WH

LOADED RADIUS

SPEED [km/h]	LOAD [kg]				
	200	300	400	500	600
20	348.7		343.6		338.3
60	349.1		343.9		338.7
100	349.5		344.3		339.2
140	350.3		345.1		339.9
180	351.6		346.4		341.4
220	353.3		348.2		343.0

ROLLING RADIUS

SPEED [km/h]	LOAD [kg]				
	200	300	400	500	600
20	348.4		345.8		344.5
60	348.4		345.9		344.6
100	348.9		346.3		345.1
140	349.7		347.1		345.9
180	351.0		348.5		347.3
220	352.8		350.2		349.0





DYNAMIC MEASUREMENTS @ 2.0bar (29psi), CA 0.0°

325/705-19x13.0 WH

LOADED RADIUS

SPEED [km/h]	LOAD [kg]				
	200	300	400	500	600
20	346.7		341.3		335.4
60	347.0		341.5		335.6
100	347.3		341.9		336.2
140	347.7		342.5		336.8
180	348.0		342.9		337.2
220	348.6		343.2		337.6

ROLLING RADIUS

SPEED [km/h]	LOAD [kg]				
	200	300	400	500	600
20	347.7		345.3		344.0
60	347.6		345.2		344.1
100	347.9		345.5		344.3
140	348.3		345.8		344.7
180	348.8		346.3		345.1
220	349.4		346.8		345.6

